

PARTICIPATION BY THE NUMBERS



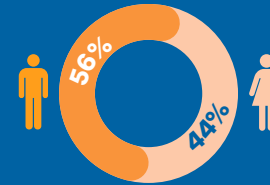
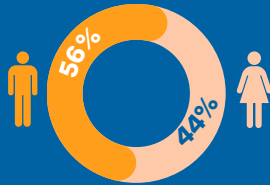
INTERSCHOOL SPORT

681,159
STUDENT PARTICIPANTS

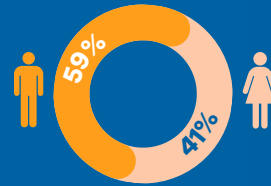
↑ 7%
FROM 2024

399,866
PRIMARY STUDENT PARTICIPANTS

281,293
SECONDARY STUDENT PARTICIPANTS

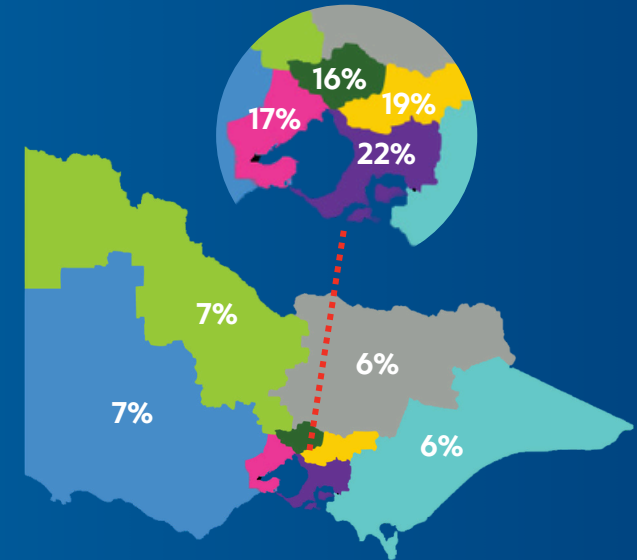


900
MULTI-CLASS STUDENT PARTICIPANTS



Interschool sport student participants statistics include multi-class student opportunities in cross country, swimming, and track & field only.

SSV REGION BREAKDOWN



- Loddon Mallee Region
- Greater Western Region
- Northern Metro Region
- Western Metro Region
- Hume Region
- Southern Metro Region
- Eastern Metro Region
- Gippsland Region

STATE REPRESENTATIVE TEAMS



8,327
TRIALISTS



1,090
STUDENTS SELECTED



47
TEAMS SELECTED



19
SPORTS



60



93



99

VICTORIAN TEACHERS' GAMES



1,119
PARTICIPANTS



104
STAFF, VOLUNTEERS,
AND OFFICIALS



60
SESSIONS



26
EVENTS



98%

of surveyed participants believed VTG benefits their health and wellbeing and increases the value of the role that sport, recreation or wellness activities plays in their lives.

ENGAGEMENT BY THE NUMBERS

PEOPLE

- 350+** SSV COORDINATORS
- 155** TEAM VIC OFFICIALS
- 17** HEAD OFFICE STAFF
- 13** ADVISORY COMMITTEE MEMBERS

AWARDS

- 420** ACADEMIC & SPORTING ACHIEVEMENT MEDAL WINNERS
- 38** SCHOOL SPORT VICTORIA AWARDS
- 41** VICTORIAN SCHOOL SPORTS AWARDS WINNERS

PARTNERS

- 27** STATE SPORTING ORGANISATION PARTNERS
- 6** VICTORIAN TEACHERS' GAMES PARTNERS
- 2** TEAM VIC PARTNERS
- 1** COMMUNITY PARTNERS
- 1** APPAREL PARTNER
- 1** MERCHANDISE PARTNER

dmc sport.

↑ 1.7%
MERCHANDISE SALES FROM 2024

📅 130
EVENTS ATTENDED



BE FIT. BE WELL. 2025

🎓 17,175
STUDENTS ENGAGED

183
SCHOOLS PARTICIPATED

36
ATHLETE SPEAKERS

14
OLYMPIANS AND PARALYMPIANS

COMMUNICATIONS & MARKETING

117,003

TOTAL ONLINE COMMUNITY IN 2025

f 34,635 ↑ 9% INCREASE

📷 24,033 ↑ 16% INCREASE

in 2,978 ↑ 16% INCREASE

@ 55,357

✉️ 30
EDMS SENT

46%
AVG OPEN RATE

📄 2,350,487
TOTAL WEBPAGE VIEWS

@schoolsportvic

www.ssv.vic.edu.au

To view the full 2025 School Sport Victoria Participation & Performance Infographics, please scan the QR code:



2025 SSV PARTICIPATION & PERFORMANCE INFOGRAPHICS