



# Participation & Performance

## INFOGRAPHICS

2024



Department of Education



# Contents



Foreword	1	Swimming	16
School Sport Pathway	2	Table Tennis	17
Interschool Sport Participation Stats Summary	3	Tee Ball	18
Top 10 Interschool Sport Participation Stats	4	Tennis	19
Australian Football	5	Track & Field	20
Badminton	6	Volleyball	21
Baseball	7	State Sporting Organisation Delivered Stats	22
Basketball	8	SSV Delivered Interschool Sport Program	23
Bowls	9	SSO Delivered Sports Interschool Sport Program	24
Cricket	10	Team Vic Participation and Performance Stats	25
Cross Country	11	Team Vic Program	26
Football (Soccer)	12	Victorian Teachers' Games Stats	27
Hockey	13	Engagement by the Numbers	28
Netball	14	Partners	29
Softball	15		

- Please click on the contents item to be directed to the corresponding page.
- Please refer to the SSV Delivered Sports (p. 23) and State Sporting Organisation (SSO) Delivered Sports (p. 24) tables regarding the interschool sports including the competitions offered in 2024.
- Please note the interschool sport participation opportunities are as accurate as possible, however, boys / mixed competitions include boys numbers only and not girls numbers i.e., individual sports and overall participation numbers are higher for boys and less for girls than they should be.
- Interschool sport participation opportunities for Primary school sport are recorded at either the 'District' or 'Division' level with Secondary school sport at the 'Division' level.
- A student participation opportunity is counted for each sport a student participates in, once only e.g., a student might participate in Australian Football and Badminton which is recorded for both sports.
- Please refer to the Team Vic Program (p. 26) table regarding the Team Vic sport opportunities provided in 2024.

# Foreword



**School Sport Victoria**, as part of the Department of Education, is pleased to release the School Sport Victoria **'2024 Participation and Performance Sports Infographics'** which provides a summary of:

- The **school sport pathway** including an **overview** of the **opportunities** and the **progression pathway** for Victorian **schools and students**, and the connection between **school and community sport**.
- **Interschool sport participation** numbers for **28 sports** including individual and team sports.
- The **Team Vic representative program** trialists and performance data across **19 sports** and **44 Team Vic teams** for emerging Victorian student athletes to participate at the **School Sport Australia Championships**.
- **The Victorian Teachers' Games**, for Victorian educators and school staff, delivered for the **27th time** in **Latrobe City** from **22 – 25 September 2024**.

Importantly, the provision of these opportunities is reliant on the support of **SSV's member schools**, the dedicated network of **SSV staff**, including the **355 SSV Coordinators, 144 Team Vic Officials**, the mutually beneficial partnerships including **SSV's valued commercial partners** focused on assisting with the ongoing affordability of school sport.

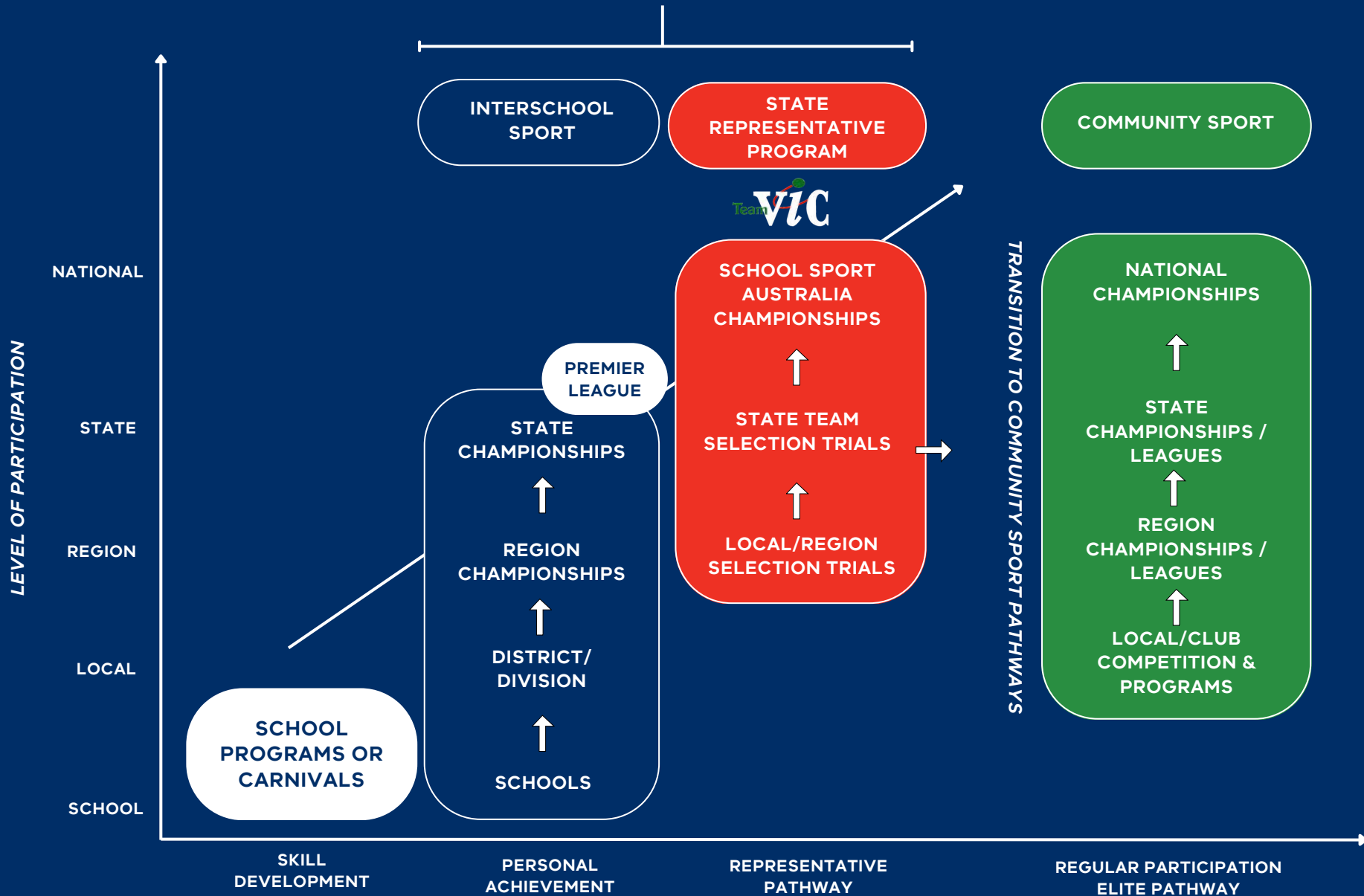
SSV also works collaboratively with partners across **community, state, and national sporting organisations** to support the delivery of our school sport opportunities, connect school and community sport pathways for students, and provide opportunities for students facing additional barriers to participate.

**Thank you** for your ongoing support and commitment to School Sport Victoria, **Victorian schools, teachers** and most importantly, **students!**

# School Sport Pathway



SCHOOL SPORT VICTORIA PROVIDE STUDENTS WITH OPPORTUNITIES TO PLAY SCHOOL SPORT AT DIFFERENT LEVELS



# Interschool Sport Participation Stats Summary



## 634,615

TOTAL STUDENTS

## 378,569

TOTAL PRIMARY STUDENTS



## 256,046

TOTAL SECONDARY STUDENTS

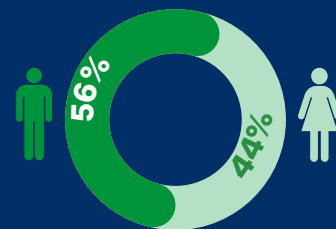


## 56%

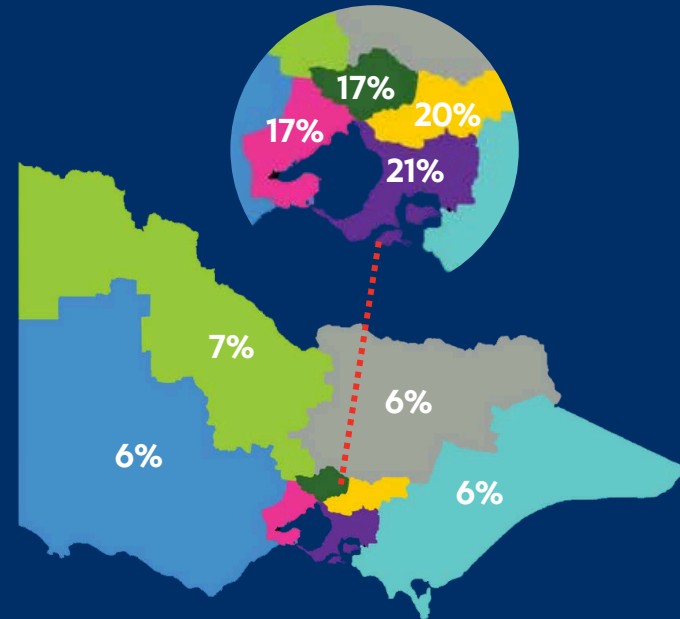
BOYS

## 44%

GIRLS



### SSV REGION BREAKDOWN



- Northern Metro Region
- Western Metro Region
- Eastern Metro Region
- Gippsland Region
- Loddon Mallee Region
- Greater Western Region
- Hume Region
- Southern Metro Region

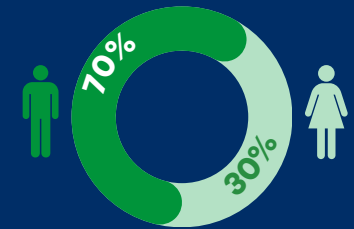
## 850

PARTICIPATION OPPORTUNITIES FOR MULTI-CLASS STUDENTS

## 50%



## 50%




Interschool sport participation statistics include multi-class student opportunities in cross country, swimming, and track & field only.

SSV 2024 ANNUAL REVIEW



SSV 2024 SUMMARY INFOGRAPHICS



SSV 2025 PROGRAM & ACTIVITIES



# Top 10 Interschool Sport Participation Stats



## Primary

Rank & Sport	Total	Boys	Girls
1 Track & Field	71,276	50%	50%
2 Cross Country	51,813	50%	50%
3 Australian Football	40,375	68%	32%
4 Football (Soccer)	33,768	62%	38%
5 Basketball	33,480	57%	43%
6 Netball	32,820	42%	58%
7 Cricket	23,816	65%	35%
8 Swimming	23,113	51%	49%
9 Tennis	16,552	61%	39%
10 Tee Ball	14,784	63%	37%

## Secondary

Rank & Sport	Total	Boys	Girls
1 Basketball	35,808	58%	42%
2 Australian Football	29,500	65%	35%
3 Netball	28,500	30%	70%
4 Volleyball	28,240	50%	50%
5 Football (Soccer)	26,473	66%	34%
6 Track & Field	17,757	53%	47%
7 Cricket	13,572	72%	28%
8 Tennis	13,056	61%	39%
9 Badminton	12,108	56%	44%
10 Cross Country	11,549	55%	45%

## Overall

Rank & Sport	Total	Boys	Girls
1 Track & Field	89,033	51%	49%
2 Australian Football	69,875	67%	33%
3 Basketball	69,288	57%	43%
4 Cross Country	63,362	51%	49%
5 Netball	61,320	37%	63%
6 Football (Soccer)	60,241	63%	37%
7 Volleyball	42,360	51%	49%
8 Cricket	37,388	68%	32%
9 Swimming	30,894	50%	50%
10 Tennis	29,608	61%	39%

# Australian Football




## OVERALL

# 69,875

TOTAL STUDENTS

↑ **4%**  
FROM 2023



**67%**  
BOYS



**33%**  
GIRLS

## PRIMARY STUDENTS

# 40,375

**68%** **32%**



## SECONDARY STUDENTS

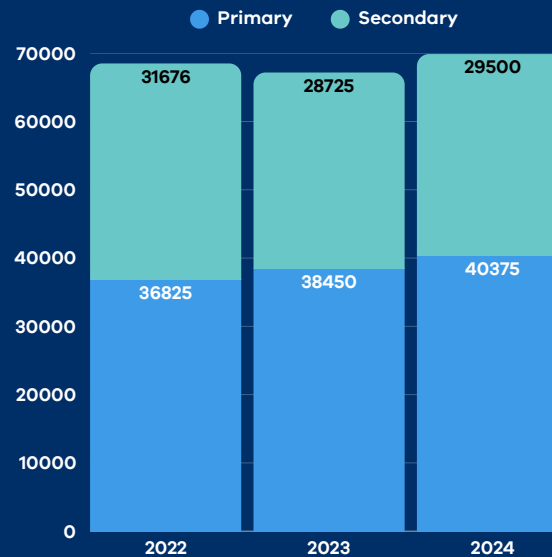
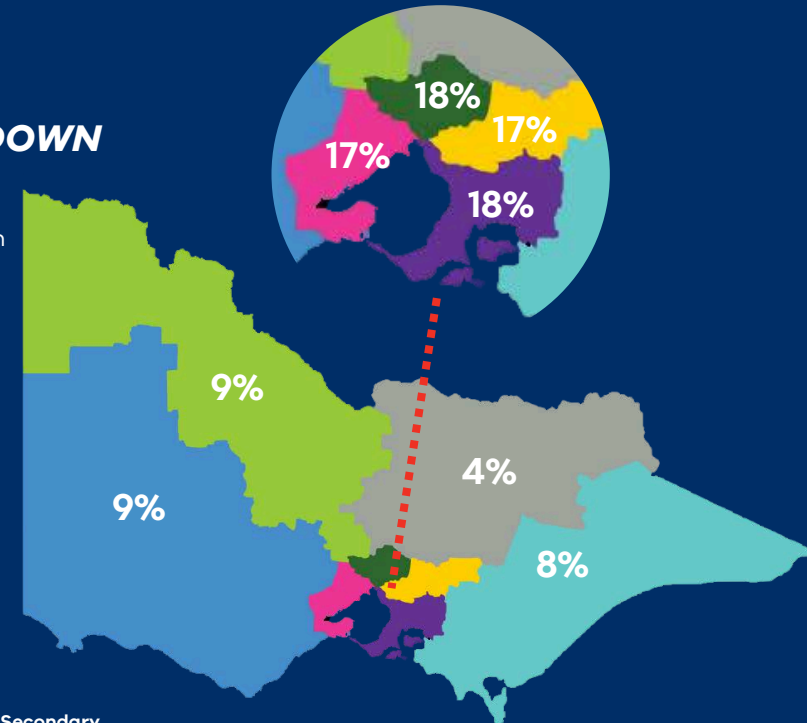
# 29,500

**65%** **35%**



## REGION BREAKDOWN

- Loddon Mallee Region
- Greater Western Region
- Northern Metro Region
- Western Metro Region
- Hume Region
- Southern Metro Region
- Eastern Metro Region
- Gippsland Region



**1926**  
TRIALISTS



**96**  
SELECTED

**4**  
TEAMS

# Badminton



## OVERALL

# 12,108

TOTAL STUDENTS

## ↑ 19%

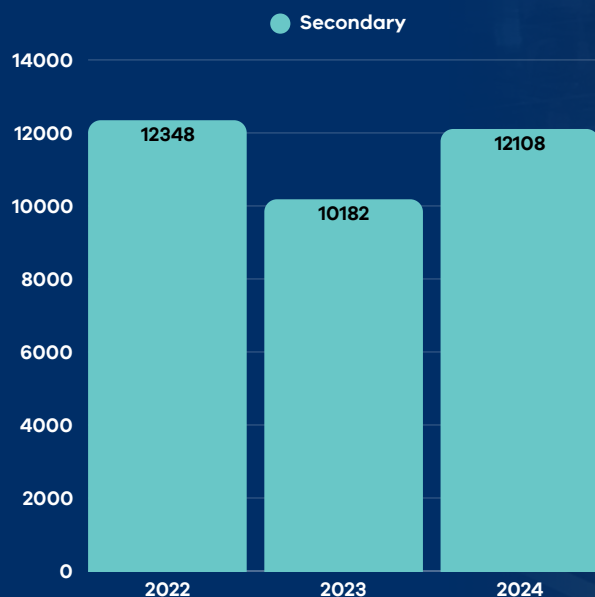
FROM 2023

DELIVERED AT  
SECONDARY  
LEVEL ONLY

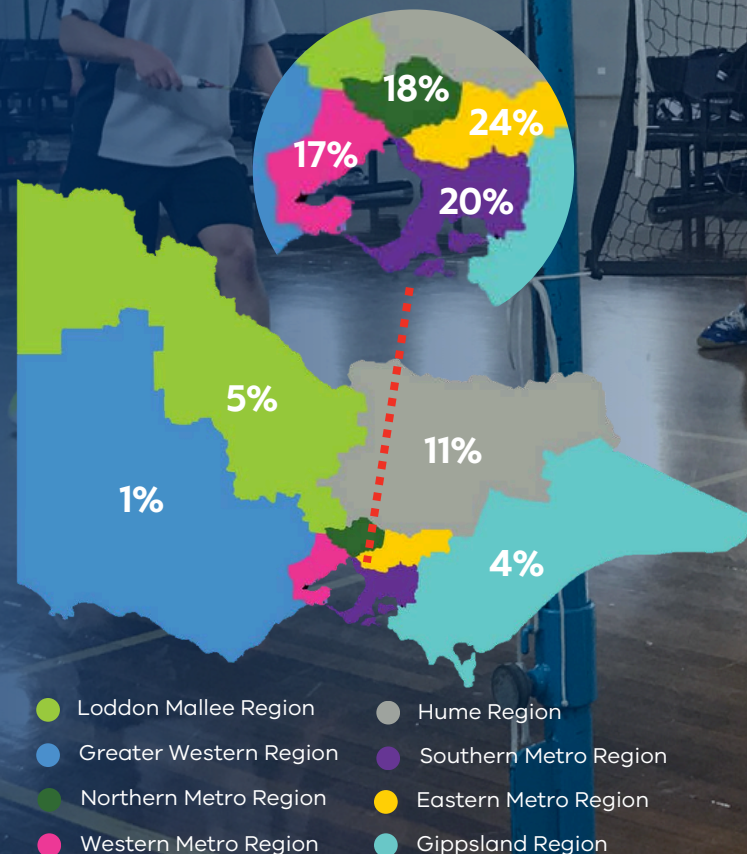


56%

44%



### REGION BREAKDOWN



# Baseball



7

## OVERALL

# 4,113

TOTAL STUDENTS

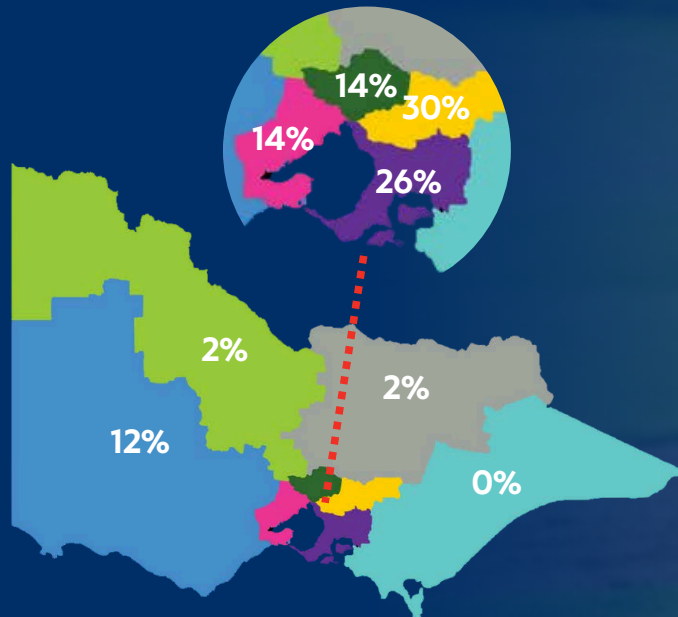


# 4%

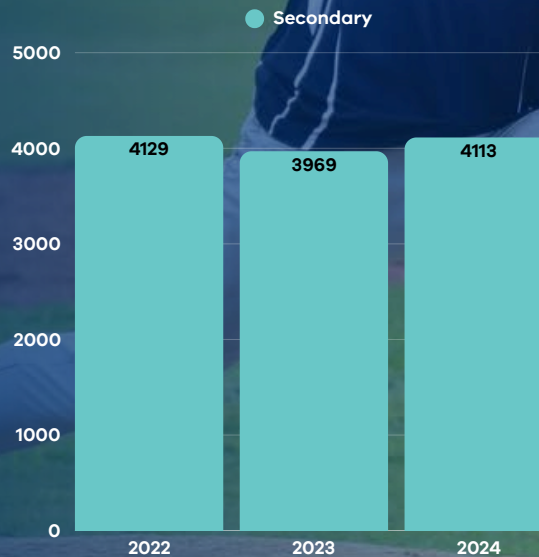
FROM 2023

## DELIVERED AT SECONDARY LEVEL ONLY

REGION BREAKDOWN



- Loddon Mallee Region
- Greater Western Region
- Northern Metro Region
- Western Metro Region
- Hume Region
- Southern Metro Region
- Eastern Metro Region
- Gippsland Region



49 TRIALISTS

1 TEAM

17 SELECTED



# Basketball




## OVERALL

# 69,288

TOTAL STUDENTS

**↑ 7%**  
FROM 2023



**57%**  
BOYS



**43%**  
GIRLS

### PRIMARY STUDENTS

# 33,480

**57%** **43%**



### SECONDARY STUDENTS

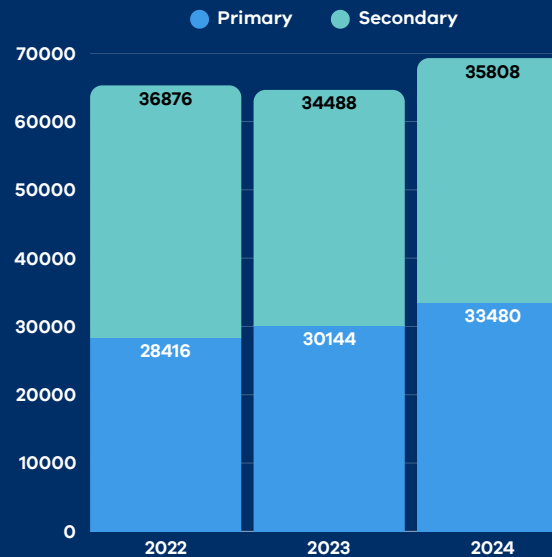
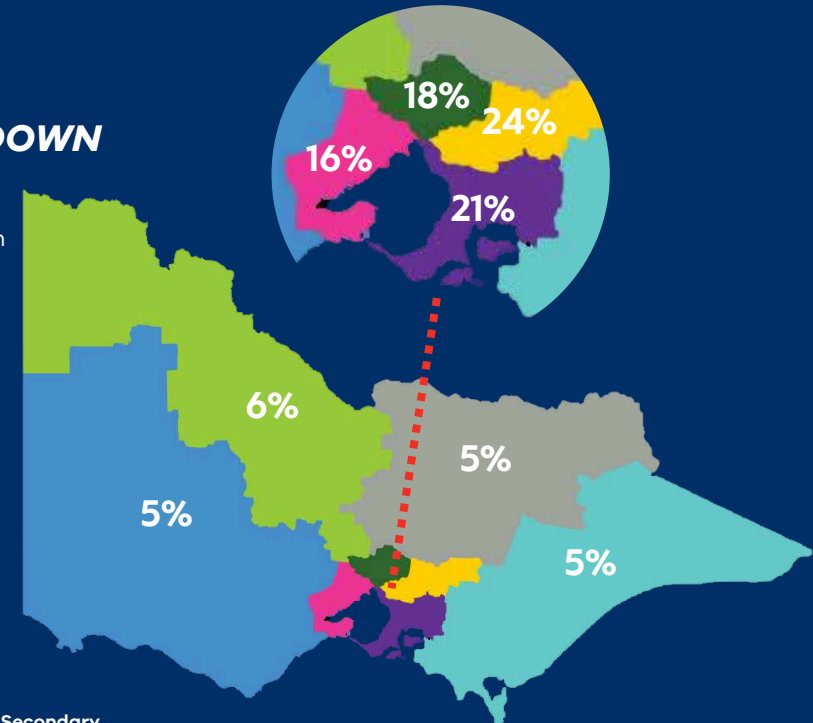
# 35,808

**58%** **42%**



## REGION BREAKDOWN

- Loddon Mallee Region
- Greater Western Region
- Northern Metro Region
- Western Metro Region
- Hume Region
- Southern Metro Region
- Eastern Metro Region
- Gippsland Region



**1296**  
TRIALISTS



**1**

**40**  
SELECTED



**1**

**4**  
TEAMS



**1**

# Bowls



## OVERALL

# 3,480

TOTAL STUDENTS

↑ 1%  
FROM 2023



62%  
BOYS



38%  
GIRLS

### PRIMARY STUDENTS

# 1,280

68% 32%



### SECONDARY STUDENTS

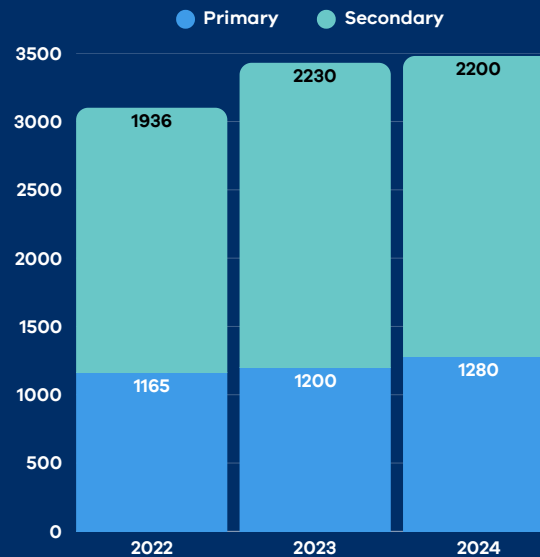
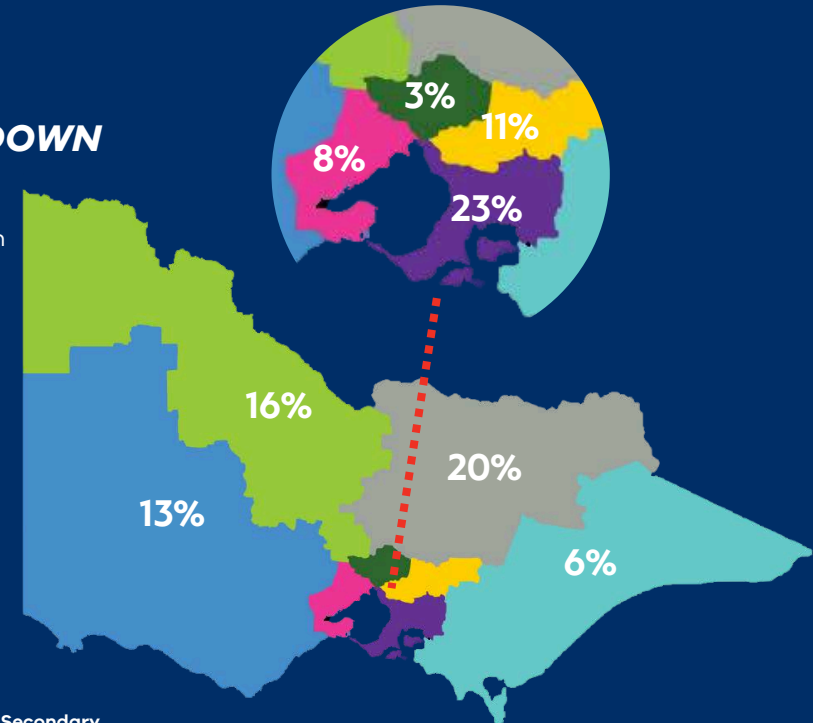
# 2,200

59% 41%



## REGION BREAKDOWN

- Loddon Mallee Region
- Greater Western Region
- Northern Metro Region
- Western Metro Region
- Hume Region
- Southern Metro Region
- Eastern Metro Region
- Gippsland Region



39  
TRIALISTS



1

15  
SELECTED

1  
TEAMS

# Cricket



10

## OVERALL

# 37,388

TOTAL STUDENTS

# = 0%

FROM 2023



68% BOYS



32% GIRLS

## PRIMARY STUDENTS

# 23,816

65% 35%



## SECONDARY STUDENTS

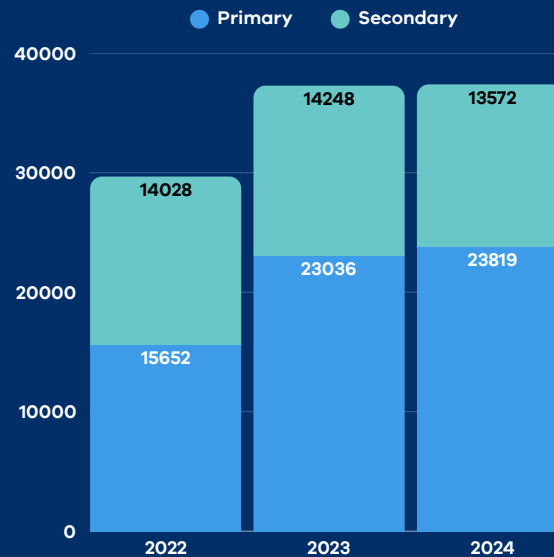
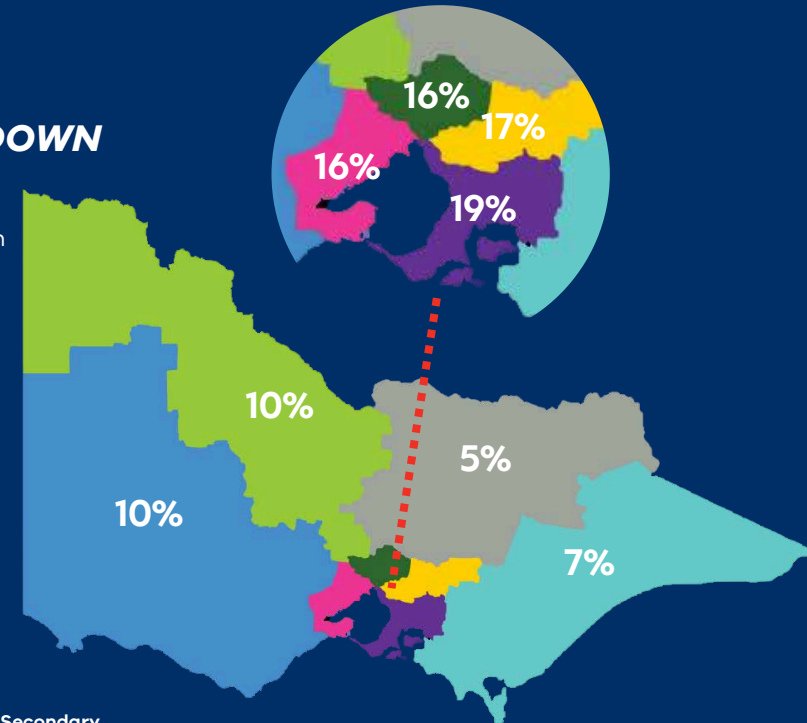
# 13,572

72% 28%



## REGION BREAKDOWN

- Loddon Mallee Region
- Greater Western Region
- Northern Metro Region
- Western Metro Region
- Hume Region
- Southern Metro Region
- Eastern Metro Region
- Gippsland Region



1014 TRIALISTS



2

52 SELECTED



1

4 TEAMS

# Cross Country



## OVERALL


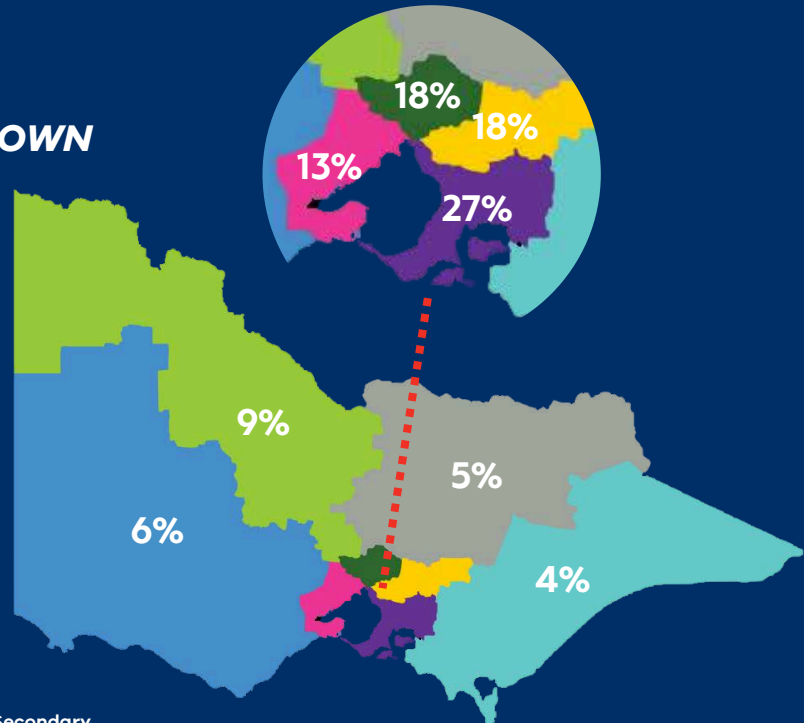
# 63,362

TOTAL STUDENTS

↑ **5%**  
FROM 2023

## REGION BREAKDOWN

- Loddon Mallee Region
- Greater Western Region
- Northern Metro Region
- Western Metro Region
- Hume Region
- Southern Metro Region
- Eastern Metro Region
- Gippsland Region



**51%**  
BOYS



**49%**  
GIRLS

## PRIMARY STUDENTS

# 51,813

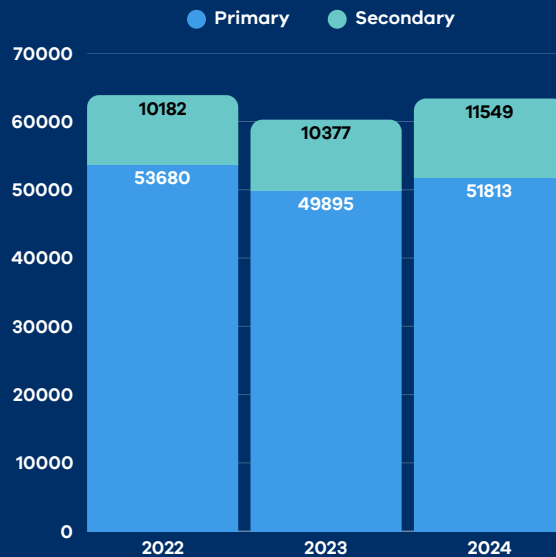
50% 50%




## SECONDARY STUDENTS

# 11,549

55% 45%



**545**  
TRIALISTS



**45**  
SELECTED

**1**  
TEAMS

# Football (Soccer)



FOOTBALL VICTORIA

12

## OVERALL

# 60,241

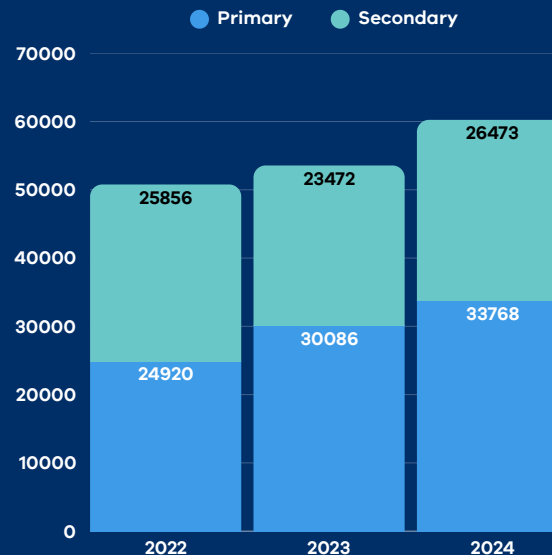
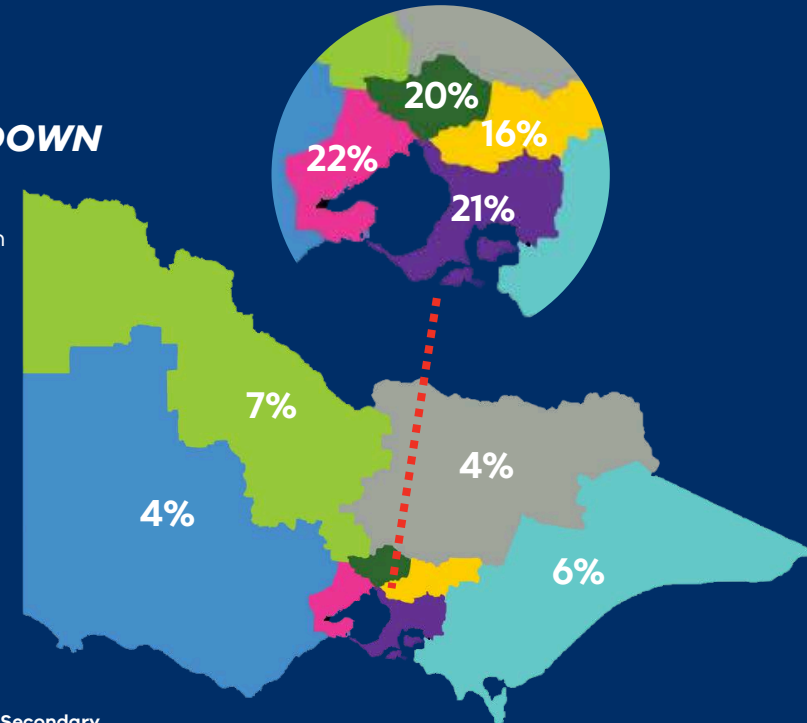
TOTAL STUDENTS

# ↑ 12%

FROM 2023

## REGION BREAKDOWN

- Loddon Mallee Region
- Greater Western Region
- Northern Metro Region
- Western Metro Region
- Hume Region
- Southern Metro Region
- Eastern Metro Region
- Gippsland Region



## PRIMARY STUDENTS

# 33,768

62% 38%



## SECONDARY STUDENTS

# 26,473

66% 34%



# 864

TRIALISTS



# 56

SELECTED

# 4

TEAMS

# Hockey




## OVERALL

# 9,061

TOTAL STUDENTS

# ↑ 14%

FROM 2023



## PRIMARY STUDENTS

# 2,868

65% 35%



## SECONDARY STUDENTS

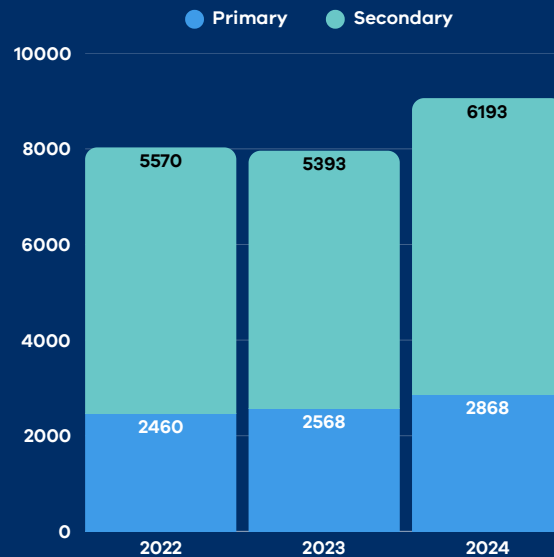
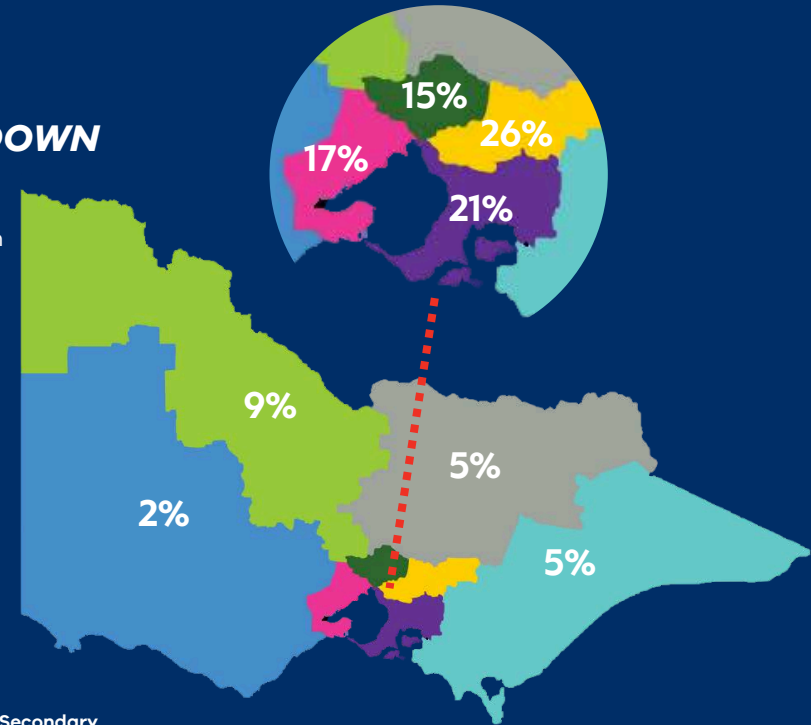
# 6,193

63% 37%



## REGION BREAKDOWN

- Loddon Mallee Region
- Greater Western Region
- Northern Metro Region
- Western Metro Region
- Hume Region
- Southern Metro Region
- Eastern Metro Region
- Gippsland Region



# 234

TRIALISTS



1

# 60

SELECTED



1

# 4

TEAMS

# Netball




## OVERALL

# 61,320

TOTAL STUDENTS

↑ **8%**  
FROM 2023



**37%**  
BOYS



**63%**  
GIRLS

### PRIMARY STUDENTS

# 32,820

**42%** **58%**



### SECONDARY STUDENTS

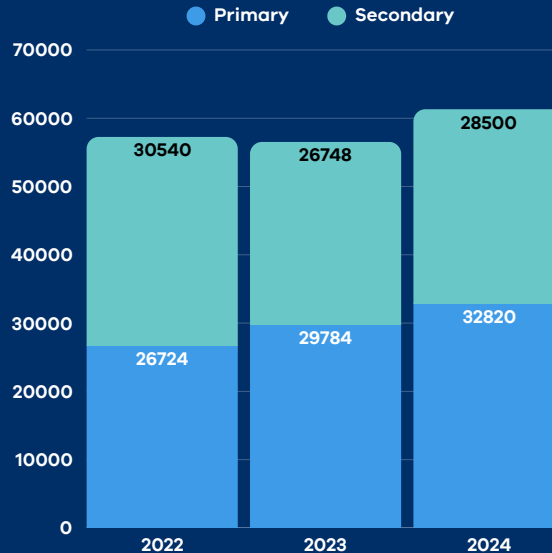
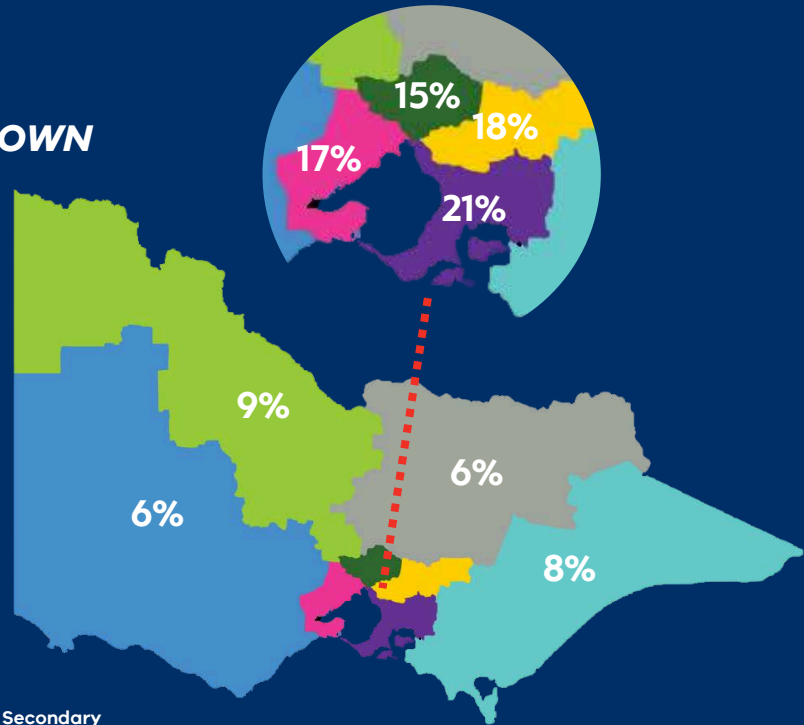
# 28,500

**30%** **70%**



## REGION BREAKDOWN

- Loddon Mallee Region
- Greater Western Region
- Northern Metro Region
- Western Metro Region
- Hume Region
- Southern Metro Region
- Eastern Metro Region
- Gippsland Region



**948**  
TRIALISTS



**1**

**36**  
SELECTED



**2**

**3**  
TEAMS

# Softball




## OVERALL

# 11,617

TOTAL STUDENTS

↓ **2%**  
FROM 2023



## PRIMARY STUDENTS

# 9,864

**62%** **38%**



## SECONDARY STUDENTS

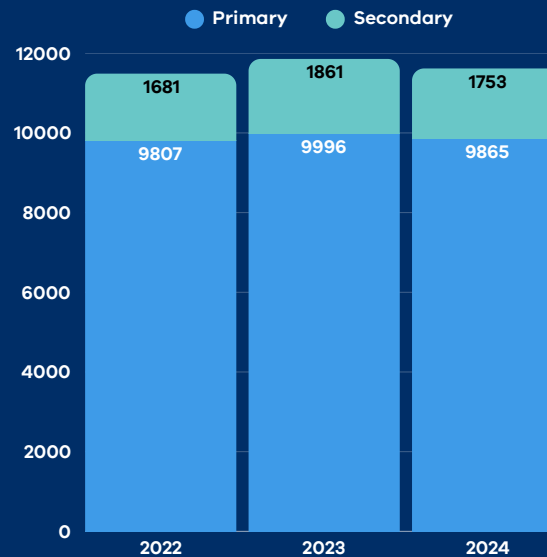
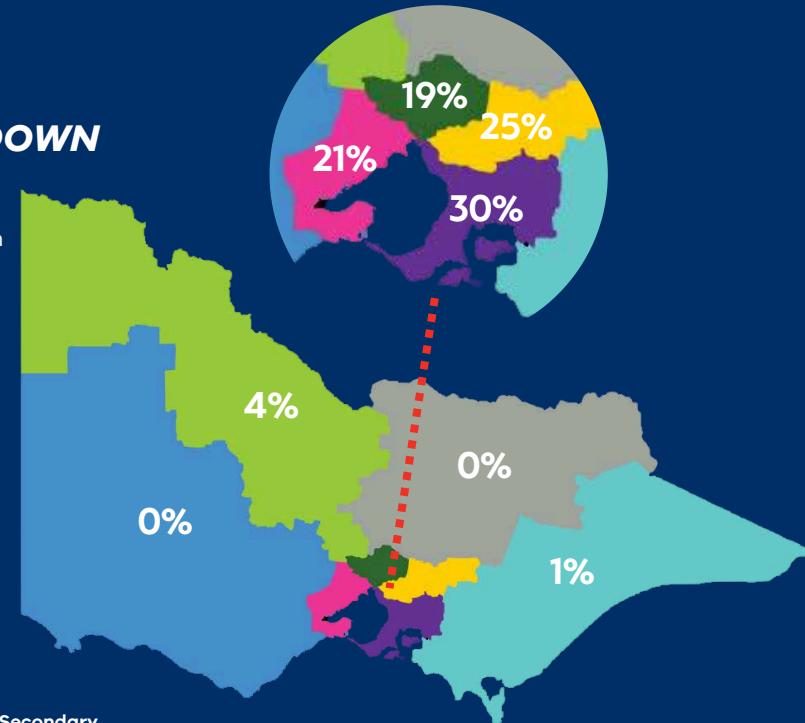
# 1,753

**100%**



## REGION BREAKDOWN

- Loddon Mallee Region
- Greater Western Region
- Northern Metro Region
- Western Metro Region
- Hume Region
- Southern Metro Region
- Eastern Metro Region
- Gippsland Region



**109**  
TRIALISTS



**2**

**54**  
SELECTED

**4**

TEAMS


# Swimming



## OVERALL

# 30,894 = 0%

TOTAL STUDENTS FROM 2023



**50%**  
BOYS



**50%**  
GIRLS

### PRIMARY STUDENTS

# 23,113

**49%** **51%**



### SECONDARY STUDENTS

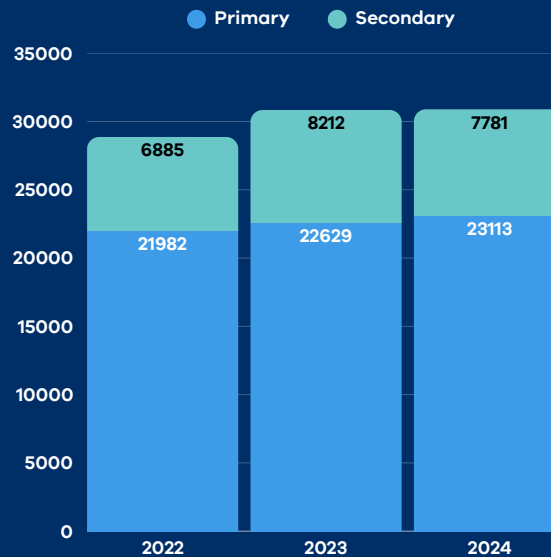
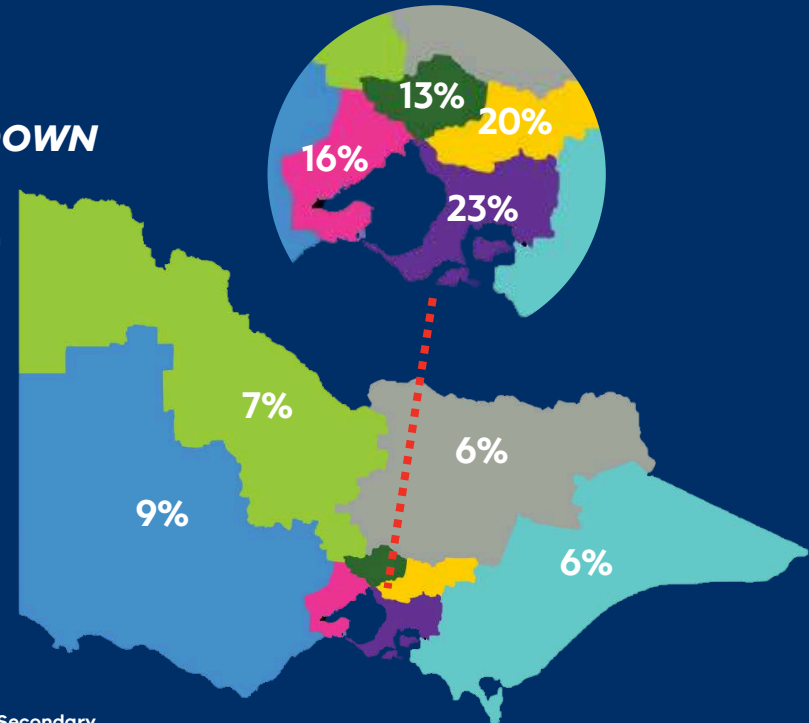
# 7,781

**53%** **47%**




## REGION BREAKDOWN

- Loddon Mallee Region
- Greater Western Region
- Northern Metro Region
- Western Metro Region
- Hume Region
- Southern Metro Region
- Eastern Metro Region
- Gippsland Region



**383**  
TRIALISTS



**134**  
SELECTED

**2**  
TEAMS

# Table Tennis



## OVERALL

# 8,820

TOTAL STUDENTS

# ↑ 7%

FROM 2023

## DELIVERED AT SECONDARY LEVEL ONLY



### 64%

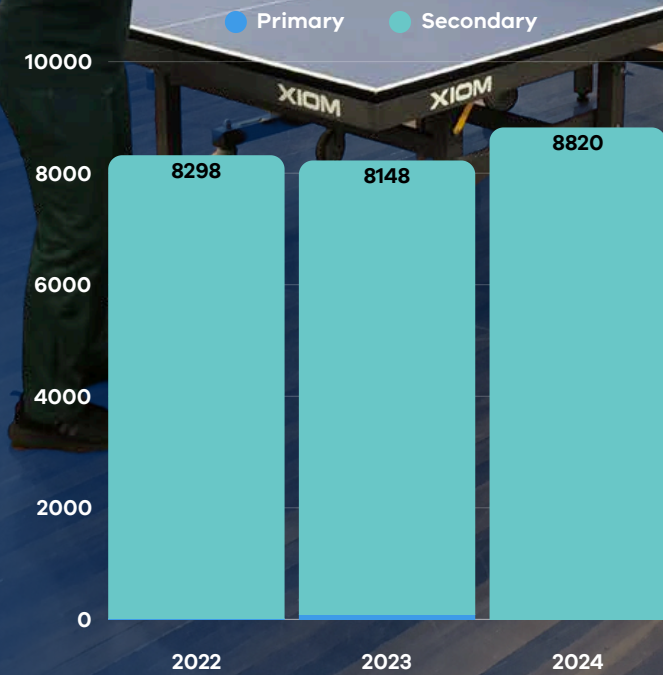
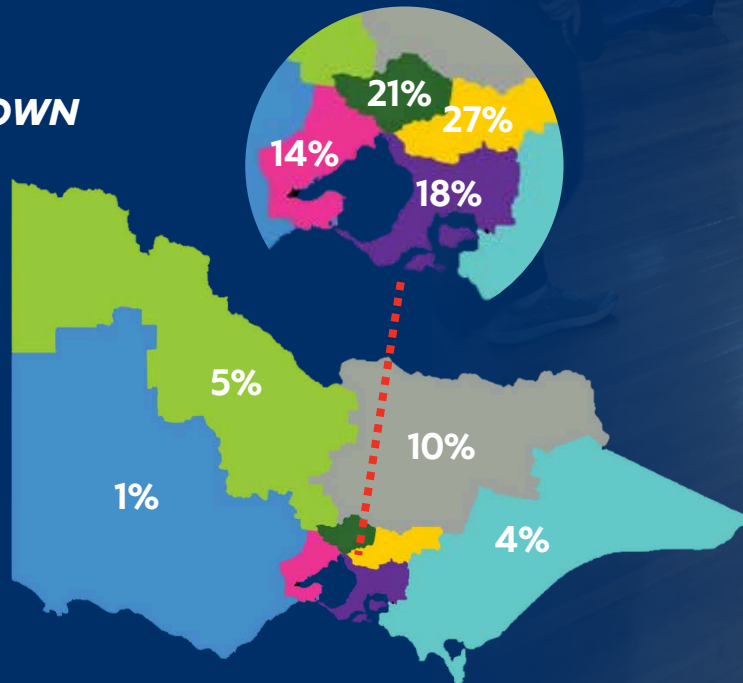
BOYS

### 36%

GIRLS

## REGION BREAKDOWN

- Loddon Mallee Region
- Greater Western Region
- Northern Metro Region
- Western Metro Region
- Hume Region
- Southern Metro Region
- Eastern Metro Region
- Gippsland Region



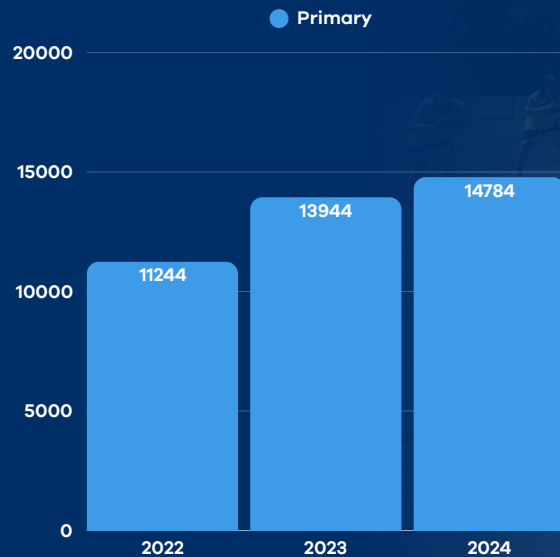
# Tee Ball



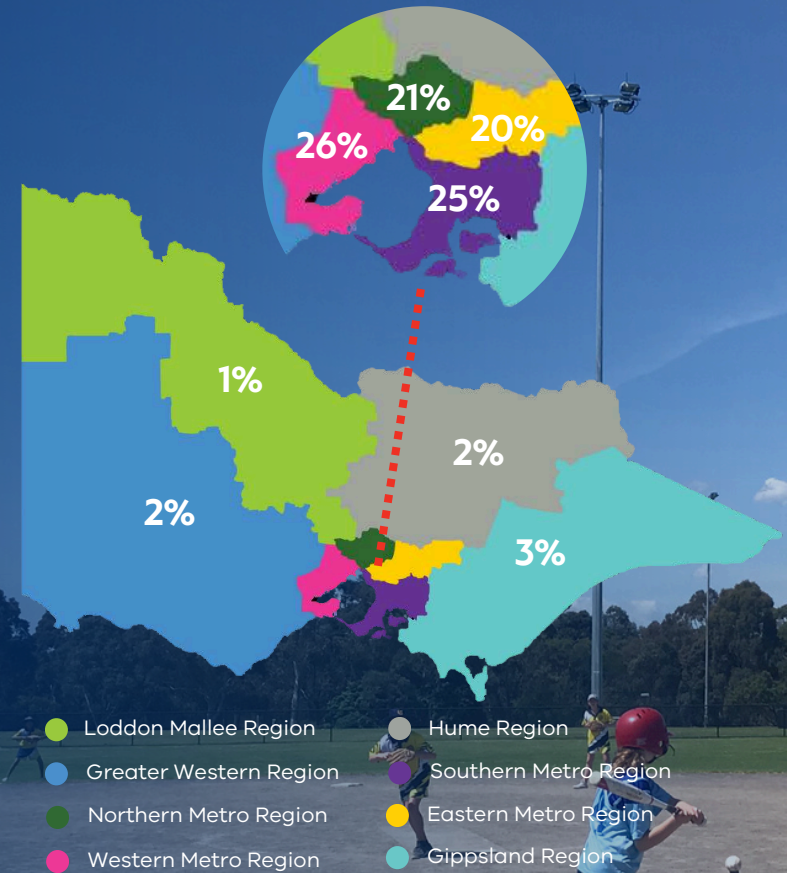
## OVERALL

**14,784**  **6%**  
 TOTAL STUDENTS FROM 2023

## DELIVERED AT PRIMARY LEVEL ONLY



## REGION BREAKDOWN



# Tennis




## OVERALL

# 29,608

TOTAL STUDENTS

↑ **3%**  
FROM 2023



**61%**  
BOYS



**39%**  
GIRLS

### PRIMARY STUDENTS

# 16,552

**61%** **39%**



### SECONDARY STUDENTS

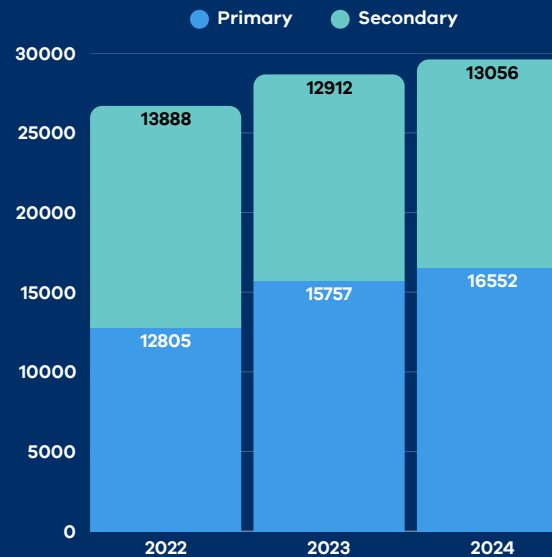
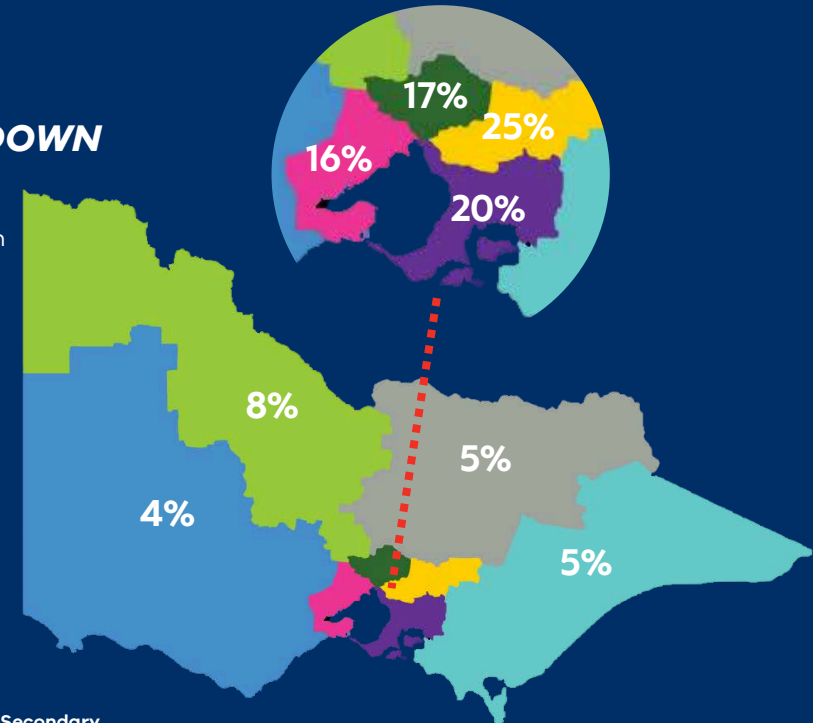
# 13,056

**61%** **39%**



## REGION BREAKDOWN

- Loddon Mallee Region
- Greater Western Region
- Northern Metro Region
- Western Metro Region
- Hume Region
- Southern Metro Region
- Eastern Metro Region
- Gippsland Region



**64**  
TRIALISTS



**30**  
SELECTED

**2**  
TEAMS

# Track & Field




20

## OVERALL

# 89,033

TOTAL STUDENTS

↑ **6%**  
FROM 2023



**51%**  
BOYS



**49%**  
GIRLS

## PRIMARY STUDENTS

# 71,276

**50%** **50%**



## SECONDARY STUDENTS

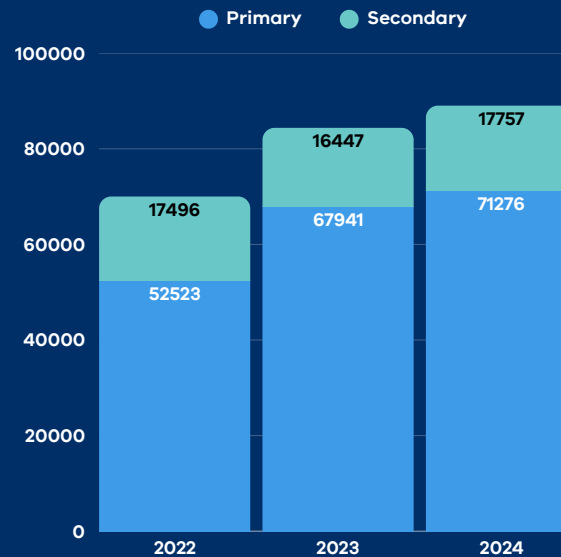
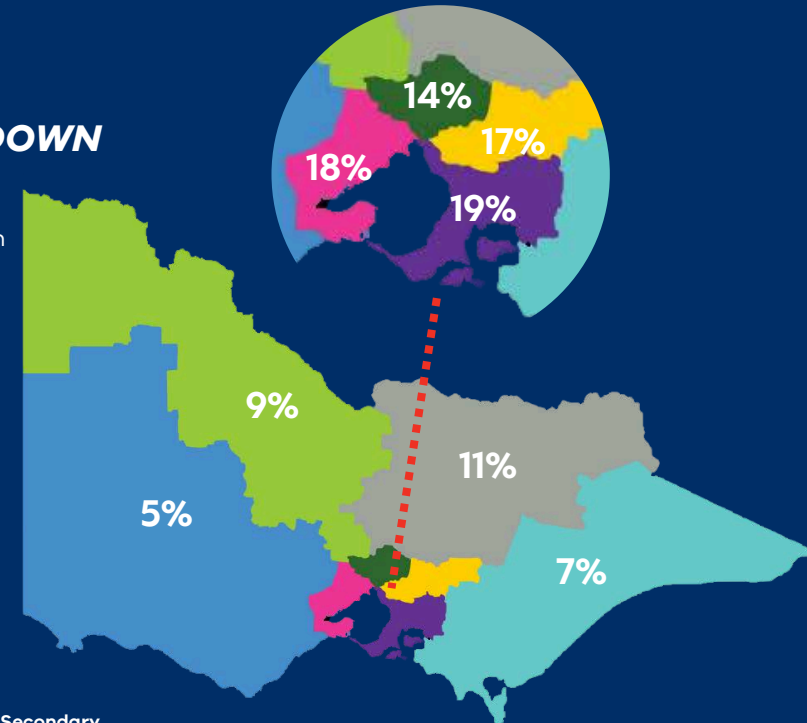
# 17,757

**53%** **47%**



## REGION BREAKDOWN

- Loddon Mallee Region
- Greater Western Region
- Northern Metro Region
- Western Metro Region
- Hume Region
- Southern Metro Region
- Eastern Metro Region
- Gippsland Region



**435**  
TRIALISTS



**9**

**118**  
SELECTED



**21**



**17**

**1**  
TEAM

# Volleyball



## OVERALL

# 42,360

TOTAL STUDENTS

**↑ 9%**  
FROM 2023



**51%**  
BOYS



**49%**  
GIRLS

### PRIMARY STUDENTS

# 14,120

**53%** **47%**



### SECONDARY STUDENTS

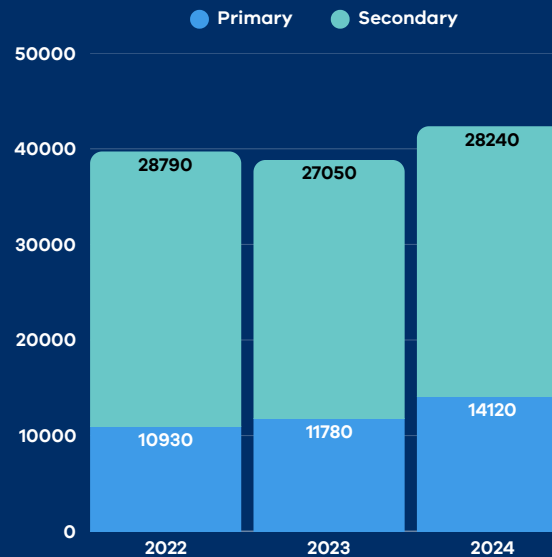
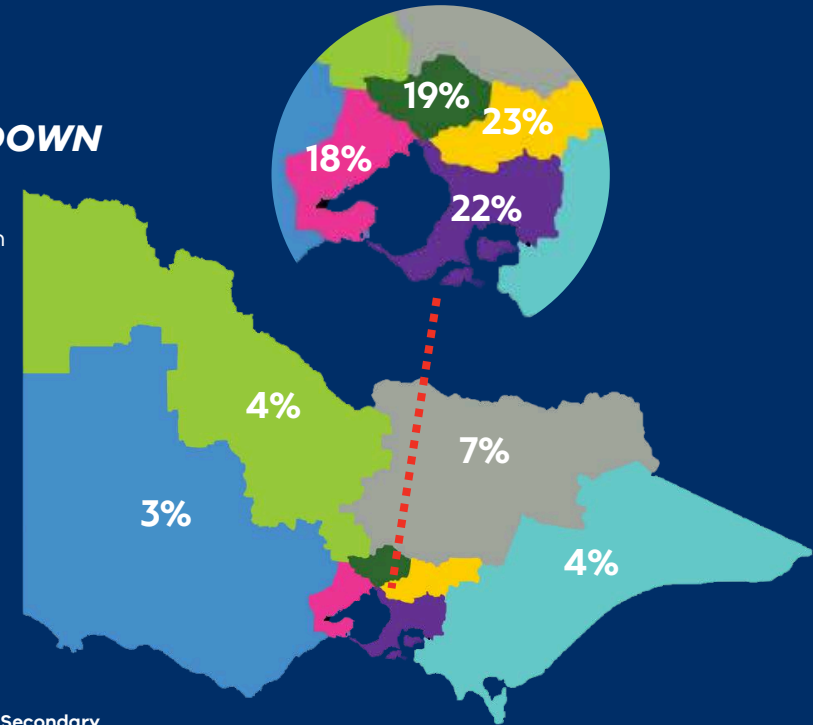
# 28,240

**50%** **50%**



## REGION BREAKDOWN

- Loddon Mallee Region
- Greater Western Region
- Northern Metro Region
- Western Metro Region
- Hume Region
- Southern Metro Region
- Eastern Metro Region
- Gippsland Region



**60**  
TRIALISTS



**1**

**32**  
SELECTED



**1**

**2**  
TEAMS

# State Sporting Organisation Delivered Stats



PRIMARY SECONDARY TOTAL

### Diving

**56** TRIALISTS    **46** SELECTED    **1** TEAM

**8**   
 **11**   
 **10**

### Golf

**24** SELECTED    **1**    **1**

### Rugby League

**172** TRIALISTS    **17** SELECTED    **1** TEAM

### Touch Football

**49** TRIALISTS    **28** SELECTED    **2** TEAMS

### Triathlon / Aquathlon

**134** TRIALISTS    **52** SELECTED    **1** TEAM

**11**   
 **5**   
 **3**

# SSV Delivered Interschool Sport Program



		PRIMARY		JUNIOR				INTERMEDIATE				SENIOR			
SPORT		9 - 13 YEARS		YEAR 7		YEAR 8		YEAR 9		YEAR 10		YEAR 11		YEAR 12	
		Boys/ Mixed	Girls	Boys/ Mixed	Girls	Boys/ Mixed	Girls	Boys/ Mixed	Girls	Boys/ Mixed	Girls	Boys/ Mixed	Girls	Boys/ Mixed	Girls
1	Australian Football	✓	✓	✓	✓	✓	✓	✓ Boys only	✓	✓ Boys only	✓	✓ Boys only	✓	✓ Boys only	✓
		Year 7 & 8 Combined Girls Only				Year 9 & 10 Combined				Year 11 & 12 Combined Premier League					
2	Badminton			✓	✓	✓	✓	✓	✓	✓	✓	✓	✓	✓	✓
		Year 9 & 10 Combined				Year 11 & 12 Combined									
3	Baseball			✓		✓		✓		✓		✓		✓	
		Year 9 & 10 Combined				Year 11 & 12 Combined									
4	Basketball	✓	✓	✓	✓	✓	✓	✓	✓	✓	✓	✓	✓	✓	✓
		Year 9 & 10 Combined				Year 11 & 12 Combined									
5	Bowls			✓ Boys only	✓	✓ Boys only	✓	✓ Boys only	✓	✓ Boys only	✓	✓ Boys only	✓	✓ Boys only	✓
		Year 7 -9 Combined Mixed Competition				Year 10 - 12 Combined Mixed Competition									
6	Cricket	✓	✓	✓	✓	✓	✓	✓	✓	✓	✓	✓	✓	✓	✓
		Cricket Blast		Cricket Aus Stage 1 (Year 7 Girls) Stage 2 (Year 8 Girls)				All other comps are stage 3							
7	Cross Country	✓ Boys only	✓	✓ Boys only	✓	✓ Boys only	✓	✓ Boys only	✓	✓ Boys only	✓	✓ Boys only	✓	✓ Boys only	✓
		9-10, 11 & 12 - 13 (Boys & Girls Multiclass Primary)				12-15 & 16-20 (Boys & Girls Multiclass Secondary)				The teams competition can be boys/mixed secondary only					
8	Diving	✓ Boys only	✓	✓ Boys only	✓	✓ Boys only	✓	✓ Boys only	✓	✓ Boys only	✓	✓ Boys only	✓	✓ Boys only	✓
		9-12, 13-14, 15-16 & 17-20 years (Boys/Girls)													
9	Football (Soccer)	✓	✓	✓	✓	✓	✓	✓	✓	✓	✓	✓	✓	✓	✓
		Year 9 & 10 Combined				Year 11 & 12 Combined Premier League									
10	Hockey	✓	✓	✓	✓	✓	✓	✓	✓	✓	✓	✓	✓	✓	✓
		Hockey 7's				Year 9 & 10 Combined				Year 11 & 12 Combined					
11	Netball	✓	✓	✓	✓	✓	✓	✓ Boys only	✓	✓ Boys only	✓	✓ Boys only	✓	✓ Boys only	✓
		Year 9 & 10 Combined				Year 11 & 12 Combined									
12	Softball	✓	✓		✓		✓		✓		✓		✓		✓
		Fully Loaded Softball				Year 9 & 10 Combined				Year 11 & 12 Combined					
13	Swimming	✓ Boys only	✓	✓ Boys only	✓	✓ Boys only	✓	✓ Boys only	✓	✓ Boys only	✓	✓ Boys only	✓	✓ Boys only	✓
		9-10, 11 & 12 - 13 (Boys & Girls Multiclass Primary)				12-15 & 16-20 (Boys & Girls Multiclass Secondary)				Only relay teams can be boys/mixed. No relay teams for Multiclass					
14	Table Tennis			✓	✓	✓	✓	✓	✓	✓	✓	✓	✓	✓	✓
		Year 9 & 10 Combined				Year 11 & 12 Combined									
15	Tee Ball	✓	✓												
16	Tennis	✓	✓	✓	✓	✓	✓	✓	✓	✓	✓	✓	✓	✓	✓
		Teams Tennis				Year 9 & 10 Combined				Year 11 & 12 Combined					
17	Track & Field	✓ Boys only	✓	✓ Boys only	✓	✓ Boys only	✓	✓ Boys only	✓	✓ Boys only	✓	✓ Boys only	✓	✓ Boys only	✓
		9-10, 11 & 12 - 13 (Boys/Mixed & Girls Multiclass Primary)				12-15 & 16-20 (Boys/Mixed & Girls Multiclass Secondary)				Only relay teams can be boys/mixed. No relay teams for Multiclass					
18	Volleyball	✓	✓	✓	✓	✓	✓	✓	✓	✓	✓	✓	✓	✓	✓
		Year 9 & 10 Combined				Year 11 & 12 Combined									

# SSO Delivered Interschool Sport Program



		PRIMARY		JUNIOR				INTERMEDIATE				SENIOR			
		9 - 13 YEARS		YEAR 7		YEAR 8		YEAR 9		YEAR 10		YEAR 11		YEAR 12	
SPORT		Boys/ Mixed	Girls	Boys/ Mixed	Girls	Boys/ Mixed	Girls	Boys/ Mixed	Girls	Boys/ Mixed	Girls	Boys/ Mixed	Girls	Boys/ Mixed	Girls
1	Bowls*	✓ Boys only	✓	Multiclass Yr 7 - 9				Bowls Victoria offers a secondary all abilities program.				Multiclass Yr 10 - 12			
		Mixed & Multiclass													
19	2	✓ Boys only	✓	✓ Boys only	✓	✓ Boys only	✓	✓ Boys only	✓	✓ Boys only	✓	✓ Boys only	✓	✓ Boys only	✓
		Victorian Interschool Cycling Series (VICS) - Off-Road and Summer formats. Open age competition via grading categories (mixed).													
20	3	✓ Boys only	✓	✓ Boys only	✓	✓ Boys only	✓	✓ Boys only	✓	✓ Boys only	✓	✓ Boys only	✓	✓ Boys only	✓
		Victorian Equestrian Interschool Series (VEIS) - Multiple disciplines for Primary (Prep-Grade 6) and Secondary (Years 7-12) across competition classes (mixed)													
21	4	✓	✓	✓	✓	✓	✓	✓	✓	✓	✓	✓	✓	✓	✓
22	5	✓ Boys only	✓	✓ Boys only	✓	✓ Boys only	✓	✓ Boys only	✓	✓ Boys only	✓	✓ Boys only	✓	✓ Boys only	✓
		Victorian AeroSchools Competition (Ages 6-8, 9-11, 12-15, 16+ and 18+ competitions) and Primary/Secondary Interschool Gymnastics (Primary Grades 2-4 and 5-6, Secondary Years 7-9 and 10-12). Individual and team competitions.													
23	6	✓	✓	✓	✓	✓	✓	✓	✓	✓	✓	✓	✓	✓	✓
		Lacrosse Victoria School Championships (LVSC) offered in Primary (Grades 5-6), Junior (Years 7-8), Intermediate (Years 9-10) and Senior (Years 11-12) competitions													
24	7			✓ Boys only	✓	✓ Boys only	✓	✓ Boys only	✓	✓ Boys only	✓	✓ Boys only	✓	✓ Boys only	✓
25	8	✓	✓	✓ Boys only	✓	✓ Boys only	✓	✓ Boys only	✓	✓ Boys only	✓	✓ Boys only	✓	✓ Boys only	✓
		There are 3 competitions Y7 & Y8, Y9 & Y10, and Y11 & Y12													
26	9			✓	✓	✓	✓	✓	✓	✓	✓	✓	✓	✓	✓
		School Sport Victoria Schools Surfing Titles (Mixed and All-Female teams)													
27	10	✓	✓	✓	✓	✓	✓	✓	✓	✓	✓	✓	✓	✓	✓
28	11	✓ Boys only	✓	✓ Boys only	✓	✓ Boys only	✓	✓ Boys only	✓	✓ Boys only	✓	✓ Boys only	✓	✓ Boys only	✓
		UV Secondary School Championships (Boys and Girls team in Years 7-9 and 10-12 categories)													

# Team VIC Participation and Performance Stats



## STATE REPRESENTATION



**8,401**  
TRIALISTS



**9%**  
FROM 2023

**952**  
STUDENTS SELECTED

**44**  
TEAMS

**19**  
SPORTS



**54**



**64**



**80**

## ALUMNI





SPORT	AGE GROUP/S	BOYS		GIRLS		MIXED		STUDENT UMPIRING PROGRAM	OFFICIALS			TOTALS PER SPORT	
		Boys Teams	# Students	Girls Teams	# Students	Mixed Teams	# Students		Coaches	Assistant Coaches	Managers	Teams	# Students
1 Australian Football	12 Years & Under	1	23	1	23			✓	4	4	5	4	96
	15 Years & Under	1	25	1	25								
2 Baseball	18 Years & Under					1	17		1	1	1	1	17
3 Basketball	12 Years & Under	1	12	1	12			✓	4	0	4	4	48
	16 Years & Under	1	12	1	12								
4 Bowls	18 Years & Under					1	10		1	0	1	1	10
5 Cricket	12 Years & Under	1	13	1	13				2	0	4	4	54
	15 Years & Under	1	14	1	14								
6 Cross Country*	12 Years & Under					1	54		4	0	1	1	54
7 Diving	10 - 19 Years					1	72		4	0	2	1	72
8 Football (Soccer)	12 Years & Under	1	14	1	14			✓	4	0	6	4	60
	18 Years & Under	1	16	1	16								
9 Golf	12 Years & Under					1	12		0	0	4	2	24
	18 Years & Under					1	12						
10 Hockey	12 Years & Under	1	14	1	14			✓	4	0	4	4	60
	16 Years & Under	1	16	1	16								
11 Netball	12 Years & Under	1	12	1	12			✓	3	3	3	3	36
	15 Years & Under			1	12								
12 Rugby League	11 - 12 Years					1	17		1	1	1	1	17
13 Softball	12 Years & Under	1	15	1	15				4	4	4	4	60
	18 Years & Under	1	15	1	15								
14 Swimming*	10 - 19 Years					1	130		7	0	3	1	120
15 Tennis	12 Years & Under					1	14		4	0	2	2	30
	18 Years & Under					1	16						
16 Touch Football	12 Years & Under	1	14	1	14				4	0	4	4	56
	15 Years & Under	1	14	1	14								
17 Track & Field*	12 Years & Under					1	140		10	0	3	1	140
18 Triathlon (Aquathlon)*	11 - 19 Years					1	116		5	0	1	1	116
19 Volleyball	15 Years & Under	1	12	1	12				2	0	2	2	24
<b>Totals</b>		<b>16</b>	<b>241</b>	<b>17</b>	<b>253</b>	<b>12</b>	<b>610</b>	<b>15</b>	<b>70</b>	<b>13</b>	<b>55</b>	<b>45</b>	<b>1104</b>

\* Multiclass offered



# Stats



943

PARTICIPANTS



148

STAFF,  
VOLUNTEERS,  
AND OFFICIALS



186

SCHOOLS



31

EVENTS



76%

OF PARTICIPANTS  
TRAVELLED TO ATTEND



\$906,00

CONTRIBUTED TO THE  
LOCAL ECONOMY



2,456

EVENT  
ENTRIES



63

SESSIONS



39%

NEW  
PARTICIPANTS

98% of surveyed participants believed VTG **benefits their health and wellbeing** and **increases** the value of the role that **sport, recreation or wellness activities** plays in their lives.

Day 1 2024 Highlights



Day 2 2024 Highlights



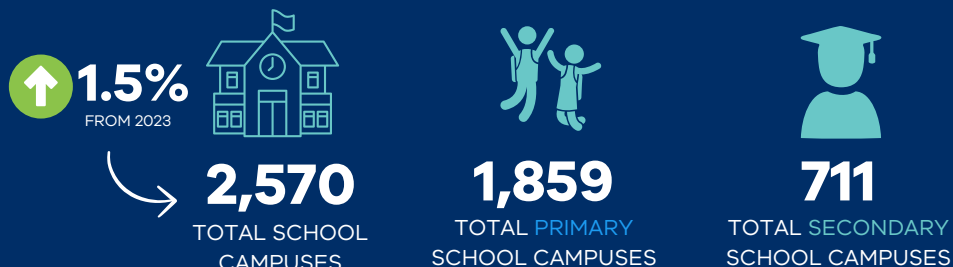
Day 3 2024 Highlights



# Engagement by the Numbers



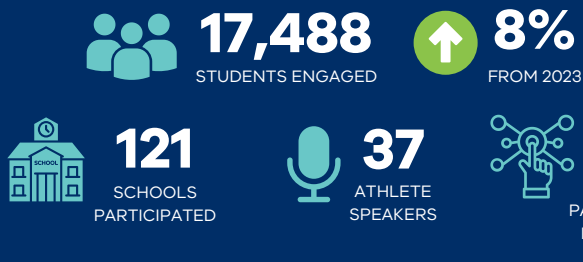
## Membership



5th consecutive annual school membership record.



**BE FIT. BE WELL.**  
CELEBRATING 30 YEARS



BE FIT. BE WELL.  
ANNIVERSARY

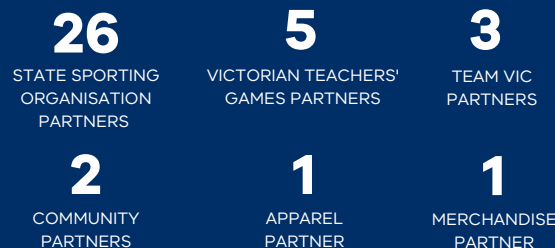
## Marketing

**105,909** TOTAL ONLINE COMMUNITY IN 2024



**FOLLOW** @schoolsportvic [www.ssv.vic.edu.au](http://www.ssv.vic.edu.au)

## Partners



**rebel** MAJOR PARTNER

**1,090**  
STUDENT VOUCHERS

**\$4,000**  
SCHOOL VOUCHERS

**dmc sport.**



“  
Wyndham Central College  
We were so excited to win 2 rebel vouchers that we put towards sporting equipment for the school  
”

# Partners



## rebel

### SPORT PARTNERS



### MERCHANDISE PARTNER



### TEAM VIC PARTNERS



### VTG PARTNERS



### AWARDS PARTNER



### COMMUNITY PARTNER





[www.ssv.vic.edu.au](http://www.ssv.vic.edu.au)



**rebel**



Department of Education

