



2025 SCHOOL SPORT VICTORIA

PARTICIPATION & PERFORMANCE INFOGRAPHICS



CONTENTS

Foreword	1	Swimming	16
School Sport Pathway	2	Table Tennis	17
Interschool Sport Participation Stats Summary	3	Tee Ball	18
Top 10 Interschool Sport Participation Stats	4	Tennis	19
Australian Football	5	Track & Field	20
Badminton	6	Volleyball	21
Baseball	7	State Sporting Organisation Delivered Stats	22
Basketball	8	SSV Delivered Interschool Sport	23
Bowls	9	SSO Delivered Interschool Sport	24
Cricket	10	State Representative Teams Participation and	25
Cross Country	11	Performance Stats	
Football (Soccer)	12	State Representative Teams Program	26
Hockey	13	Victorian Teachers' Games Stats	27
Netball	14	Engagement by the Numbers	28
Softball	15	Partners	29

- Please click on the contents item to be directed to the corresponding page.
- Please refer to the SSV Delivered Interschool Sport (p. 23) and State Sporting Organisation (SSO) Delivered Interschool Sport (p. 24) tables regarding the interschool sports offered in 2025.
- Please note the interschool sport participation opportunities are as accurate as possible, however, boys / mixed competitions include boys numbers only and not girls numbers i.e., individual sports and overall participation numbers are higher for boys and less for girls than they should be.
- Interschool sport participation opportunities for Primary school sport are recorded at either the 'District' or 'Division' level with Secondary school sport at the 'Division' level.
- A student participation opportunity is counted for each sport a student participates in, once only e.g., a student might participate in Australian Football and Badminton which is recorded for both sports.
- Please refer to the State Representative Teams Program (p. 26) table regarding the Team Vic sport opportunities provided in 2025.



FOREWORD

School Sport Victoria, as part of the Department of Education, is pleased to release the School Sport Victoria **'2025 Participation and Performance Sports Infographics'** which provides a summary of:

- The **school sport pathway** including an **overview** of the **opportunities** and the **progression pathway** for Victorian **schools and students**, and the connection between **school and community sport**.
- **Interschool sport participation** numbers for **29 sports** including individual and team sports.
- The **Team Vic representative program** trialists and performance data across **19 sports** and **47 Team Vic teams** for emerging Victorian student athletes to participate at the **School Sport Australia Championships**.
- **The [Victorian Teachers' Games](#)**, for Victorian educators and school staff, delivered for the **28th time** from **21 - 24 September 2025** and hosted in **Melbourne** for the **very first time**.

Importantly, the provision of these opportunities is reliant on the support of **School Sport Victoria's member schools**, the dedicated network of **staff**, including the **350+ Coordinators, 155 Team Vic Officials**, and mutually beneficial **partnerships** focused on **enhancing student experience** and **assisting with the ongoing affordability of school sport**.

School Sport Victoria works collaboratively with **partners** across **community, state, and national sporting organisations** to support the delivery of our school sport opportunities, connect school and community sport pathways for students, and provide opportunities for students facing additional barriers to participate.

Thank you for your ongoing support and commitment to **School Sport Victoria, Victorian schools, teachers** and most importantly, **students!**



SCHOOL SPORT PATHWAY

School Sport Victoria’s role includes providing opportunities for students to play sport and connecting school and community sport.

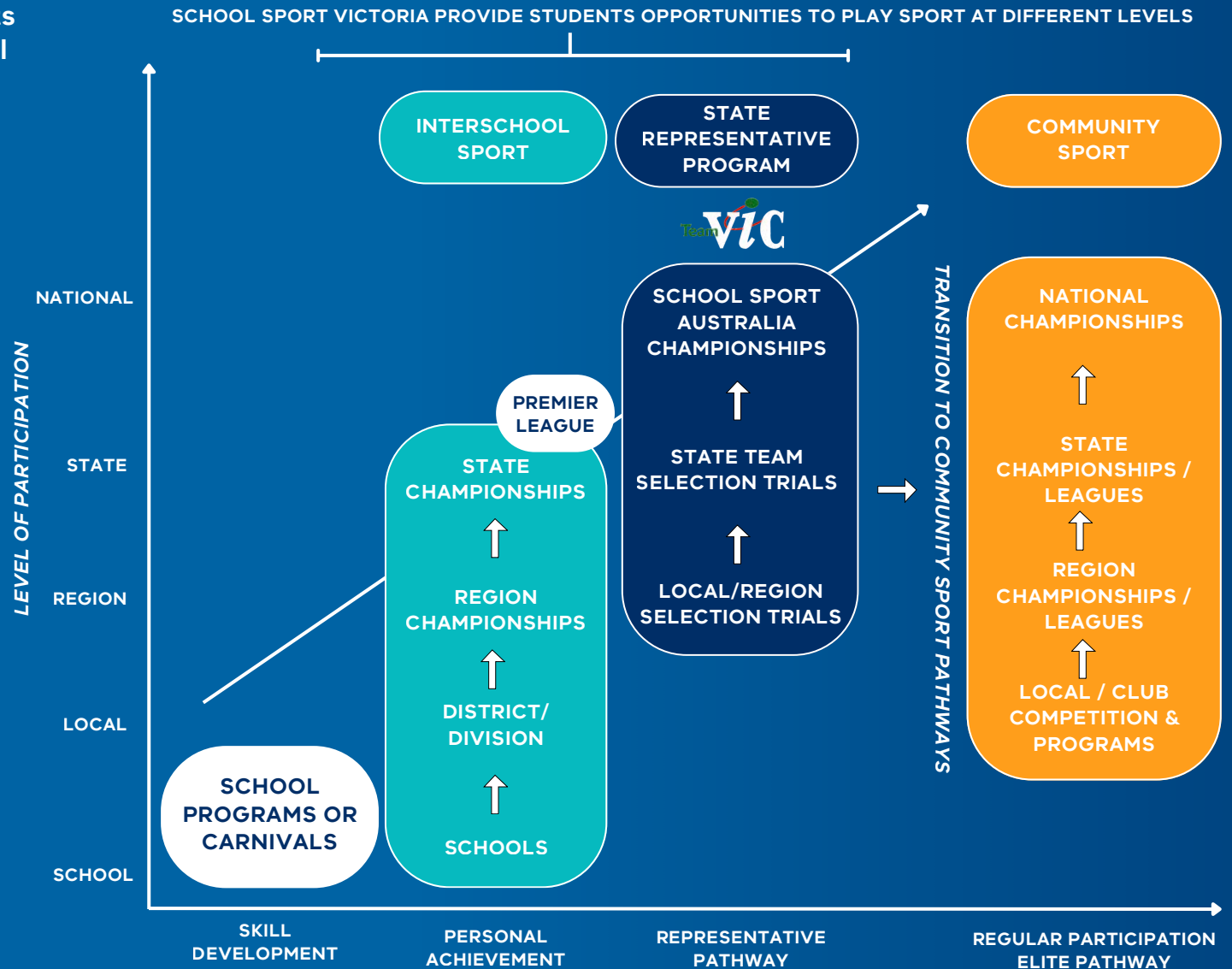
School Sport Victoria provides students opportunities to play sport from local through to national levels, whilst enabling connection to community participation pathways.

School Sport Victoria offers a range of ways to engage students in sport and being active, which includes:

- SSV Interschool Sport
- SSV Team Vic

The range of sports and activities provided through School Sport Victoria aligns with opportunities through community programs and pathways – whether this be at the grassroots level or talent development pathways.

This alignment includes consideration of the format of sports and activities offered at primary and secondary school level.





INTERSCHOOL SPORT PARTICIPATION STATS SUMMARY

681,159

TOTAL STUDENTS


399,866

TOTAL PRIMARY STUDENTS



281,293

TOTAL SECONDARY STUDENTS



56%

BOYS

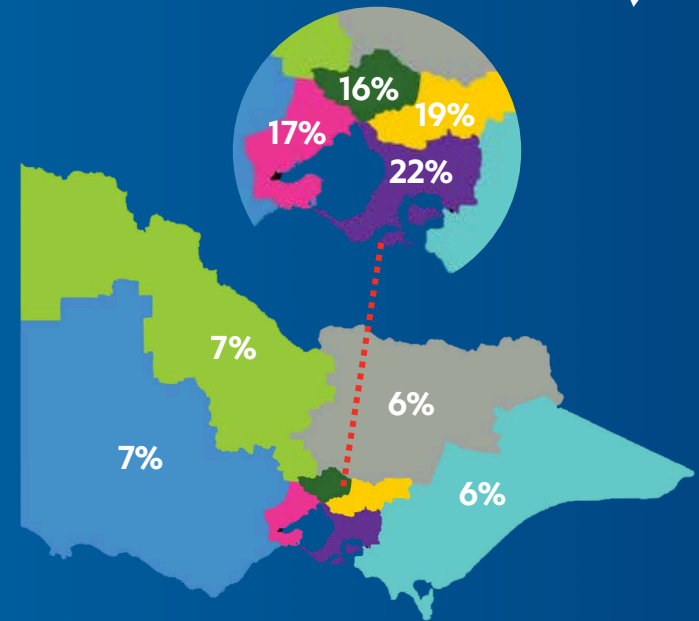
44%

GIRLS



SSV REGION BREAKDOWN

- Northern Metro Region
- Western Metro Region
- Eastern Metro Region
- Gippsland Region
- Loddon Mallee Region
- Greater Western Region
- Hume Region
- Southern Metro Region



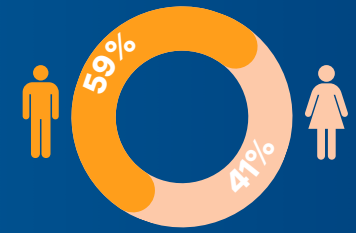
900

PARTICIPATION OPPORTUNITIES FOR MULTI-CLASS STUDENTS

58%



42%



Interschool sport participation statistics include multi-class student opportunities in cross country, swimming, and track & field only.

SSV 2025 SUMMARY INFOGRAPHICS



SSV 2026 SCHOOL SPORT PROGRAM





TOP 10 INTERSCHOOL SPORT PARTICIPATION STATS

Primary

Rank & Sport	Total	Boys	Girls
1 Track & Field	78,969	50%	50%
2 Cross Country	60,963	51%	49%
3 Basketball	36,036	58%	42%
4 Netball	33,768	45%	55%
5 Football (Soccer)	33,698	65%	35%
6 Australian Football	28,938	67%	33%
7 Cricket	27,573	66%	34%
8 Swimming	26,385	49%	51%
9 Tee Ball	17,340	65%	35%
10 Volleyball	16,222	56%	44%

Secondary

Rank & Sport	Total	Boys	Girls
1 Basketball	38,712	57%	43%
2 Australian Football	33,176	64%	36%
3 Netball	32,760	33%	67%
4 Volleyball	31,150	49%	51%
5 Football (Soccer)	30,821	65%	35%
6 Track & Field	19,042	54%	46%
7 Cricket	16,523	72%	28%
8 Badminton	14,736	54%	46%
9 Tennis	14,328	59%	41%
10 Cross Country	12,748	57%	43%

Overall

Rank & Sport	Total	Boys	Girls
1 Track & Field	98,011	51%	49%
2 Basketball	74,748	57%	43%
3 Cross Country	73,711	52%	48%
4 Netball	66,528	39%	61%
5 Football (Soccer)	64,519	65%	35%
6 Australian Football	62,114	65%	35%
7 Volleyball	47,373	51%	49%
8 Cricket	44,096	68%	32%
9 Swimming	34,506	50%	50%
10 Tennis	29,150	59%	41%



AUSTRALIAN FOOTBALL

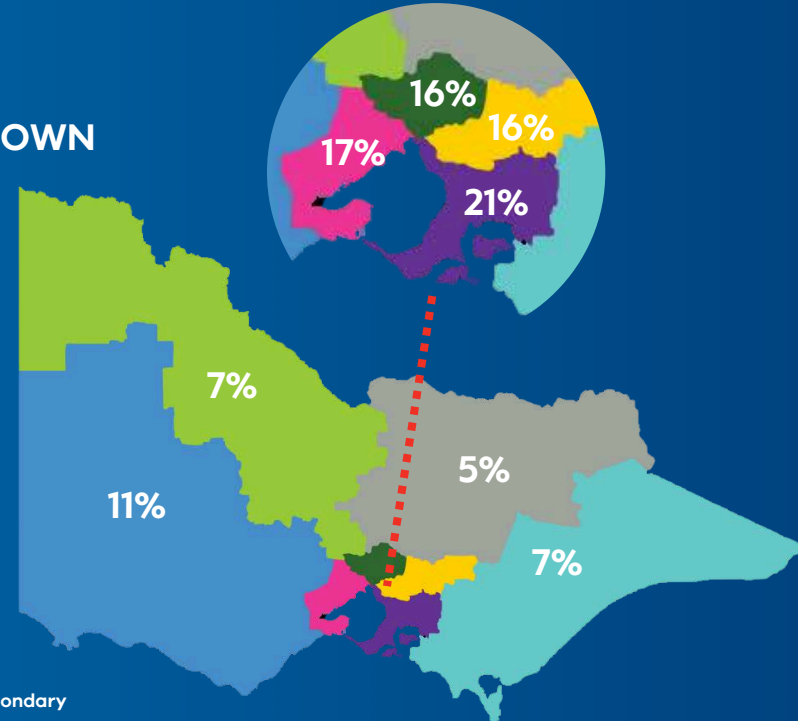
OVERALL

62,114 **↓ 11%**
TOTAL STUDENTS FROM 2024



REGION BREAKDOWN

- Northern Metro Region
- Western Metro Region
- Eastern Metro Region
- Gippsland Region
- Loddon Mallee Region
- Greater Western Region
- Hume Region
- Southern Metro Region



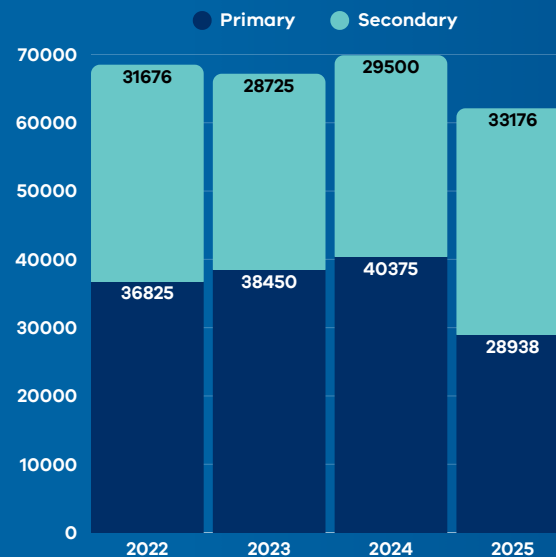
PRIMARY STUDENTS

28,938



SECONDARY STUDENTS

33,176



1,829 TRIALISTS
96 SELECTED
4 TEAMS



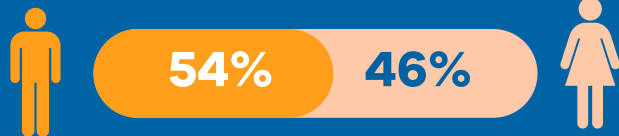
BADMINTON



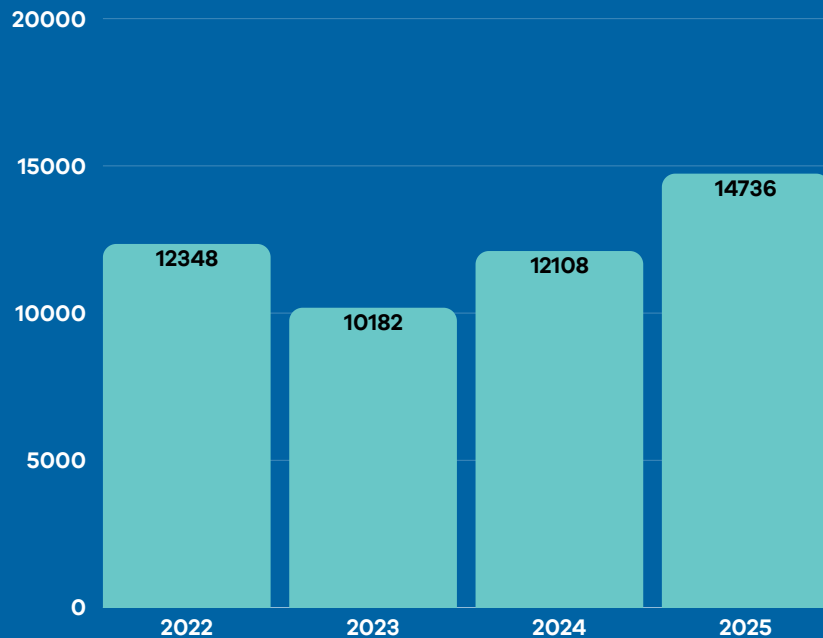
OVERALL

14,736 ↑ **22%**
 TOTAL STUDENTS FROM 2024

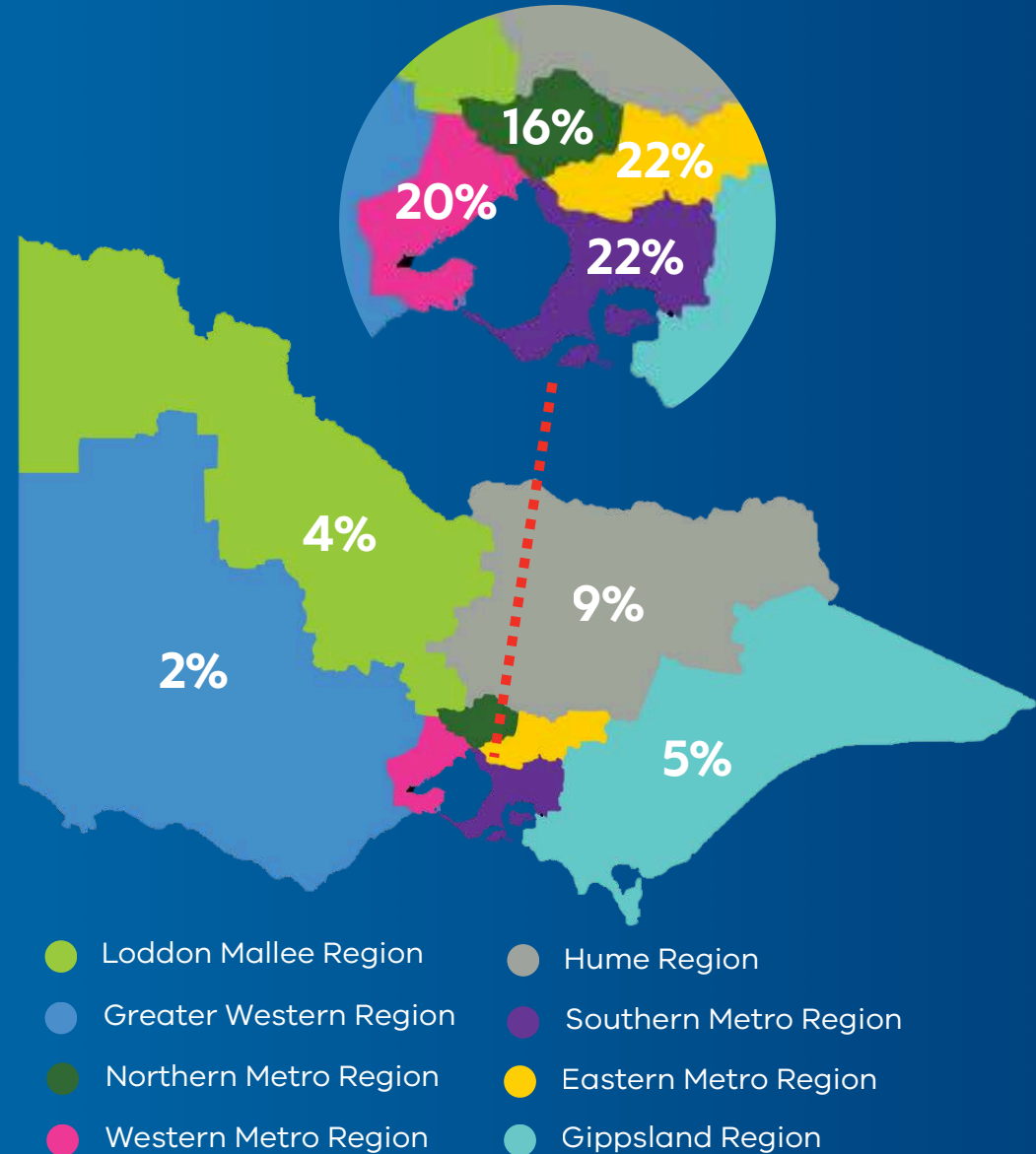
**DELIVERED AT SECONDARY LEVEL ONLY*



● Secondary



REGION BREAKDOWN



- Loddon Mallee Region
- Greater Western Region
- Northern Metro Region
- Western Metro Region
- Hume Region
- Southern Metro Region
- Eastern Metro Region
- Gippsland Region

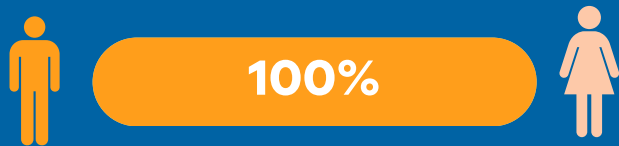
BASEBALL



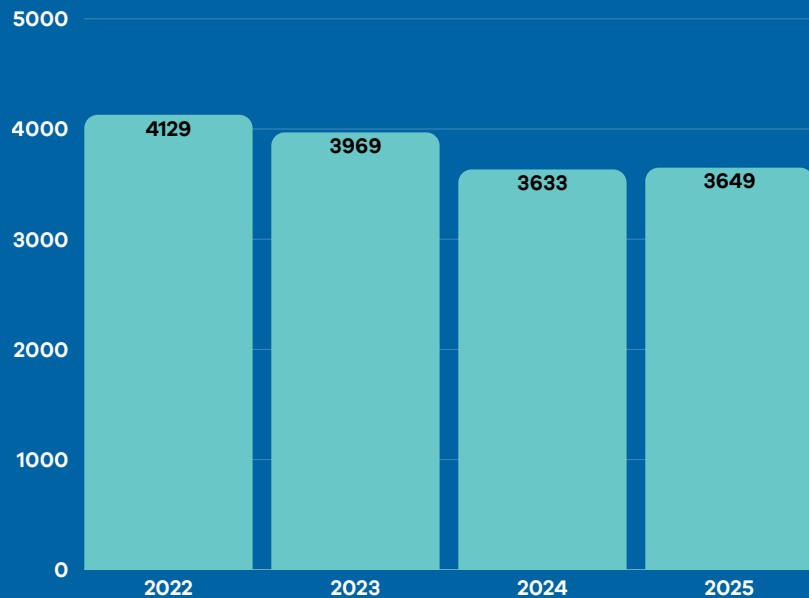
OVERALL

3,649 = **0%**
 TOTAL STUDENTS FROM 2024

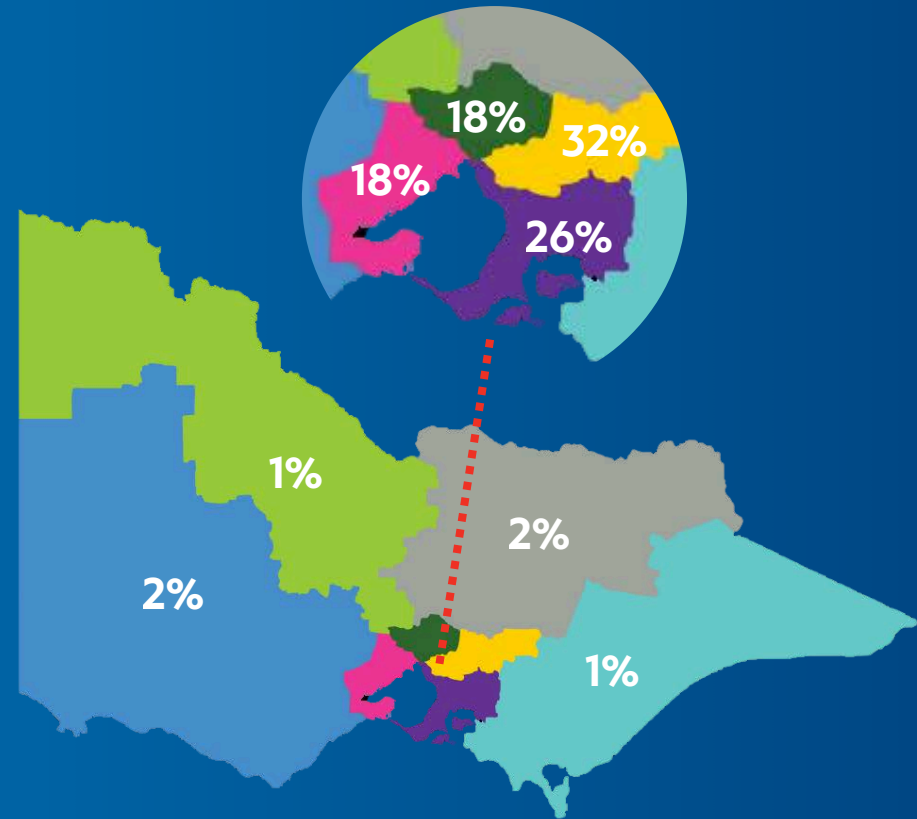
***DELIVERED AT SECONDARY LEVEL ONLY**



● Secondary



REGION BREAKDOWN



- Loddon Mallee Region
- Greater Western Region
- Northern Metro Region
- Western Metro Region
- Hume Region
- Southern Metro Region
- Eastern Metro Region
- Gippsland Region



53
 TRIALISTS

17
 SELECTED

1
 TEAM

Baseball 2024 participation figure adjusted due to an error identified post publishing the 2024 infographics.

BASKETBALL



OVERALL

74,748
TOTAL STUDENTS

↑ 8%
FROM 2024



57%
BOYS



43%
GIRLS

PRIMARY STUDENTS

36,036

58% **42%**



SECONDARY STUDENTS

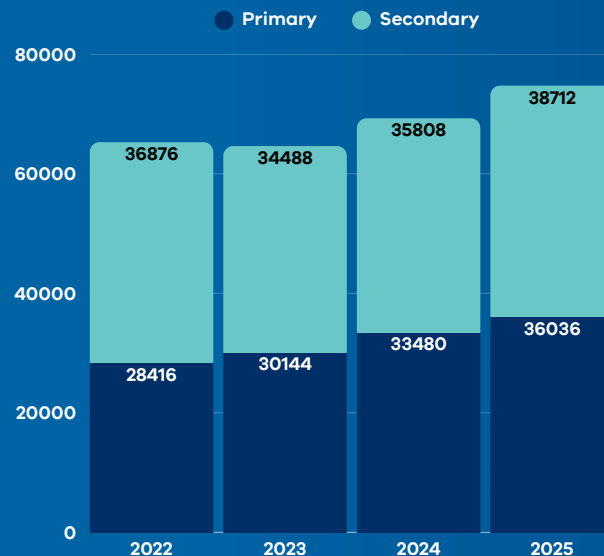
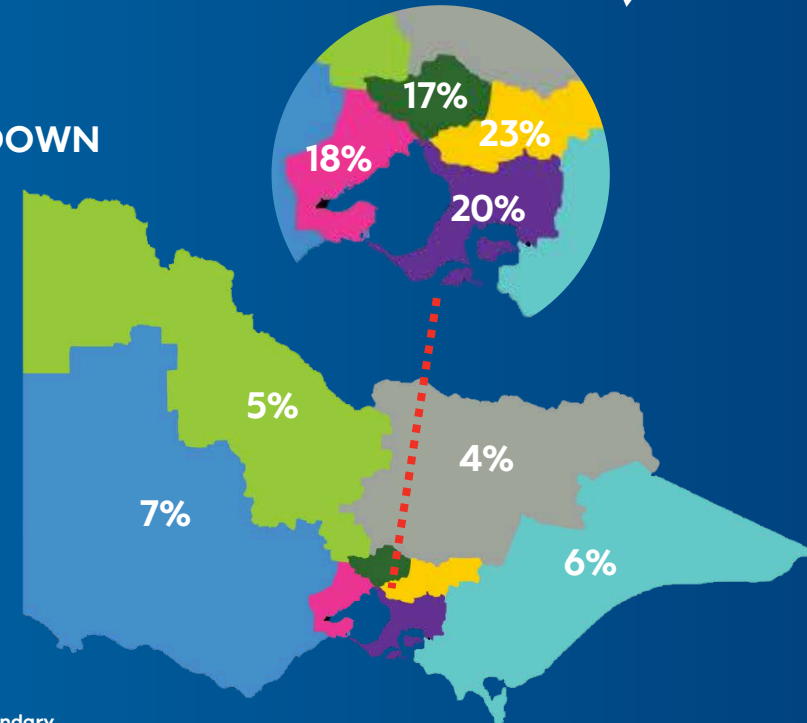
38,712

57% **43%**



REGION BREAKDOWN

- Northern Metro Region
- Western Metro Region
- Eastern Metro Region
- Gippsland Region
- Loddon Mallee Region
- Greater Western Region
- Hume Region
- Southern Metro Region



1,291
TRIALISTS

44
SELECTED

4
TEAMS





BOWLS

OVERALL

2,369

TOTAL STUDENTS


↑ 4%

FROM 2024



68%

BOYS

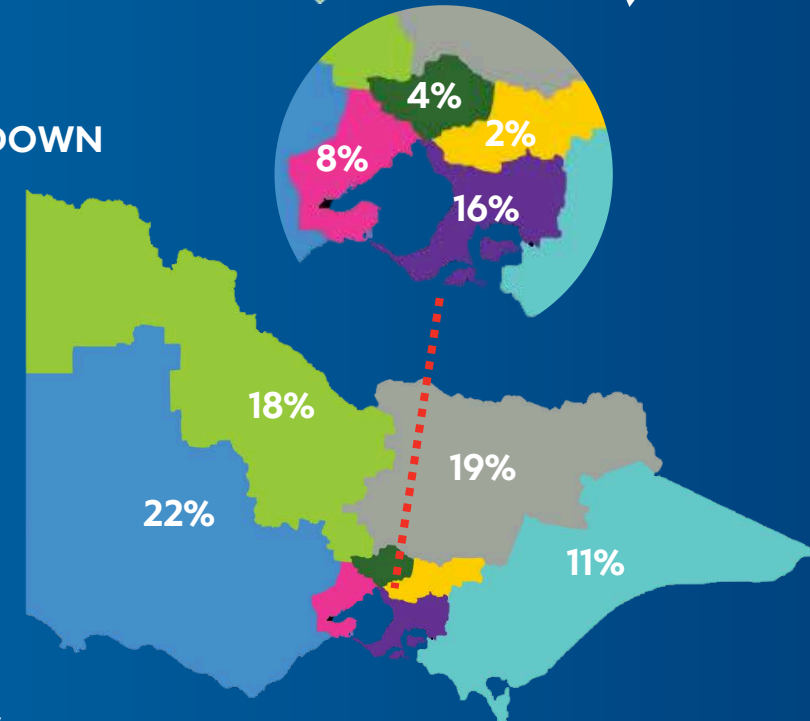


32%

GIRLS

REGION BREAKDOWN

- Northern Metro Region
- Western Metro Region
- Eastern Metro Region
- Gippsland Region
- Loddon Mallee Region
- Greater Western Region
- Hume Region
- Southern Metro Region



PRIMARY STUDENTS

1,272

67%

33%

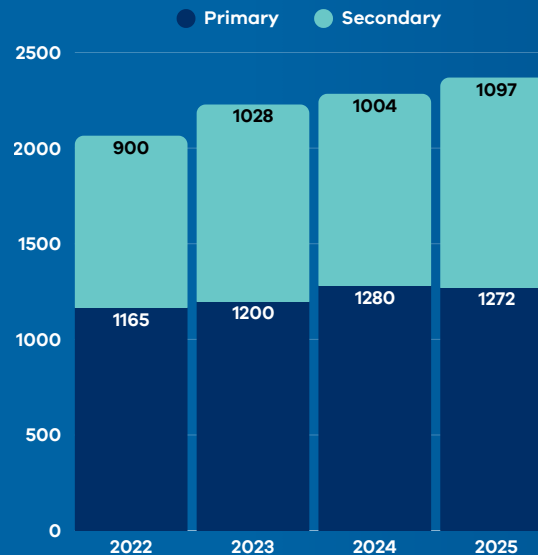


SECONDARY STUDENTS

1,097

69%

31%



26
TRIALISTS

10
SELECTED

1
TEAMS



Bowls secondary data for 2022 - 2024 has been adjusted from previous records due to a correction to number of students per team.



CRICKET

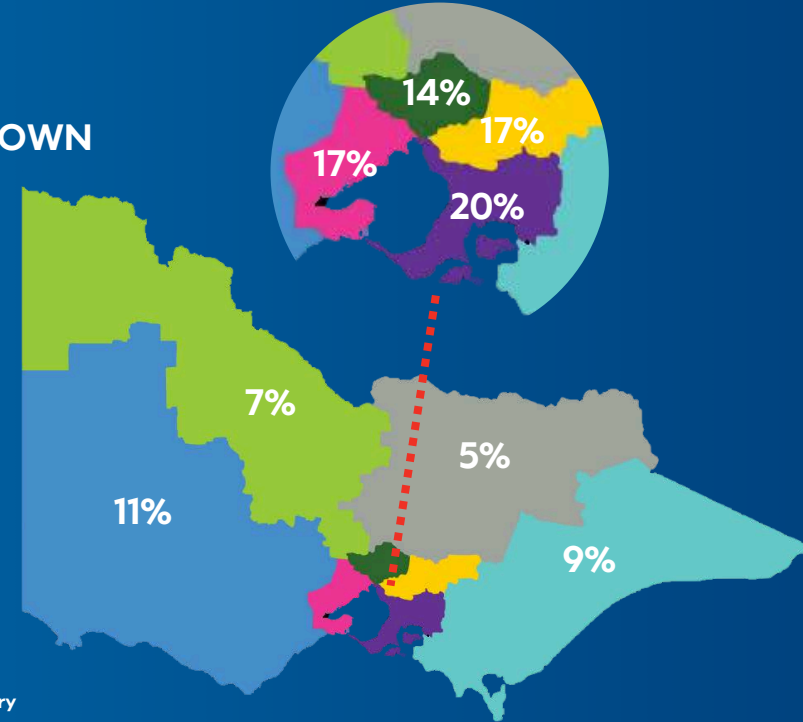
OVERALL

44,096
TOTAL STUDENTS

↑ 18%
FROM 2024

REGION BREAKDOWN

- Northern Metro Region
- Western Metro Region
- Eastern Metro Region
- Gippsland Region
- Loddon Mallee Region
- Greater Western Region
- Hume Region
- Southern Metro Region



68%
BOYS



32%
GIRLS

PRIMARY STUDENTS

27,573

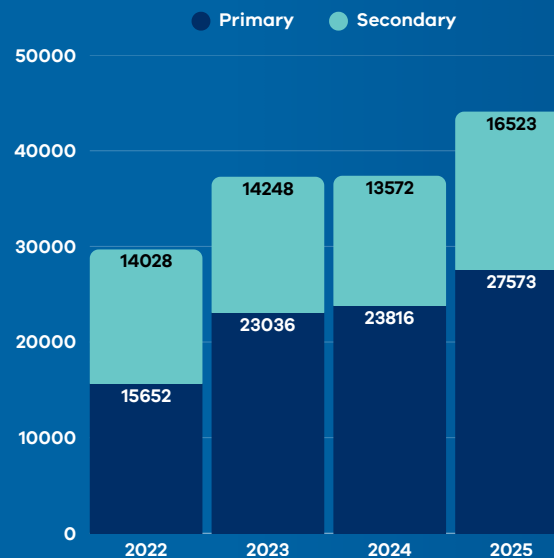
66% **34%**



SECONDARY STUDENTS

16,523

72% **28%**



861 TRIALISTS
52 SELECTED
4 TEAMS





CROSS COUNTRY

OVERALL

73,711

TOTAL STUDENTS

↑ 16%

FROM 2024



52%

BOYS

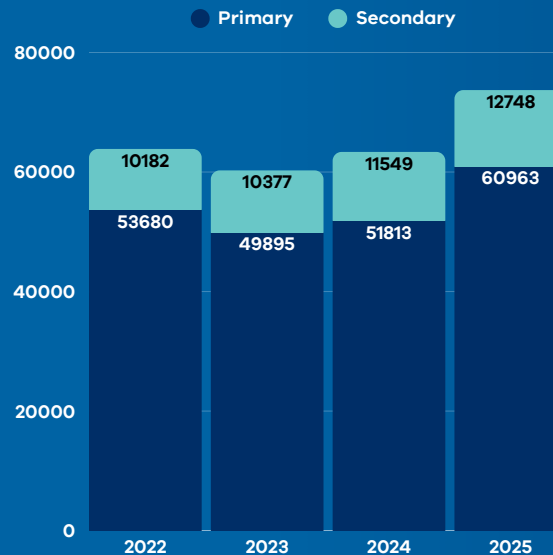
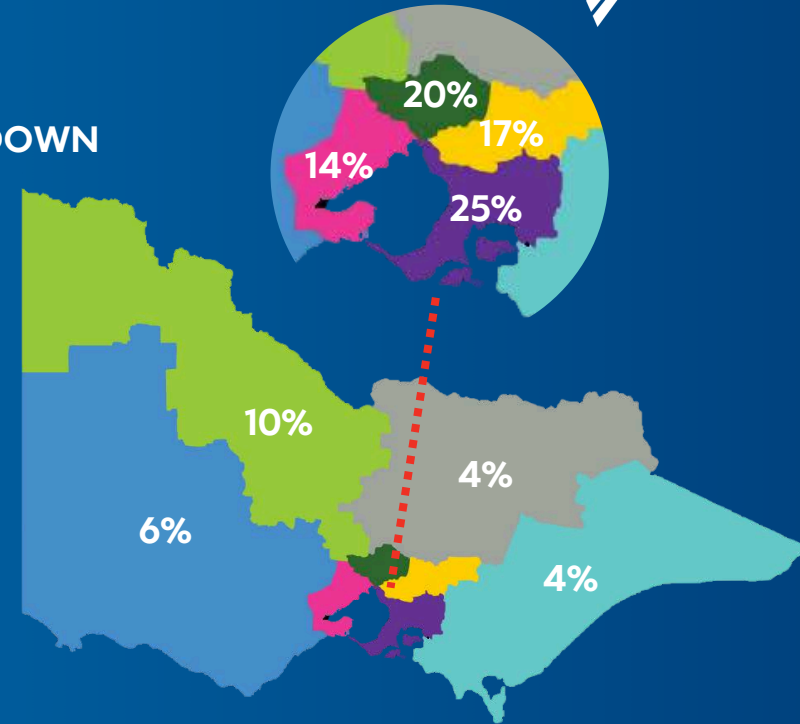


48%

GIRLS

REGION BREAKDOWN

- Northern Metro Region
- Western Metro Region
- Eastern Metro Region
- Gippsland Region
- Loddon Mallee Region
- Greater Western Region
- Hume Region
- Southern Metro Region



PRIMARY STUDENTS

60,963

51% **49%**



SECONDARY STUDENTS

12,748

57% **43%**



564
TRIALISTS

53
SELECTED

1
TEAM




FOOTBALL (SOCCER)




OVERALL

64,519
TOTAL STUDENTS ↑ **7%**
FROM 2024



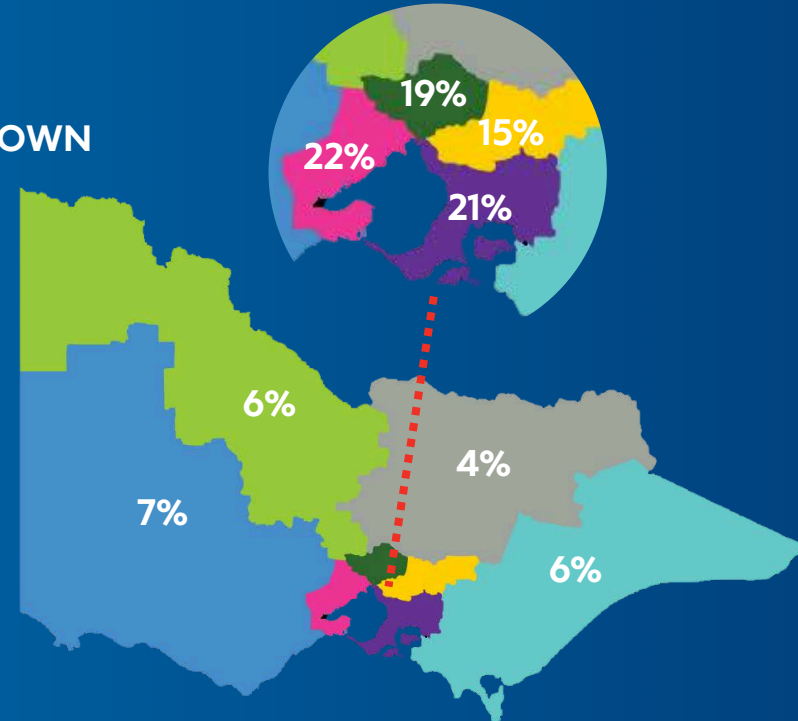
65%
BOYS



35%
GIRLS

REGION BREAKDOWN

- Northern Metro Region
- Western Metro Region
- Eastern Metro Region
- Gippsland Region
- Loddon Mallee Region
- Greater Western Region
- Hume Region
- Southern Metro Region



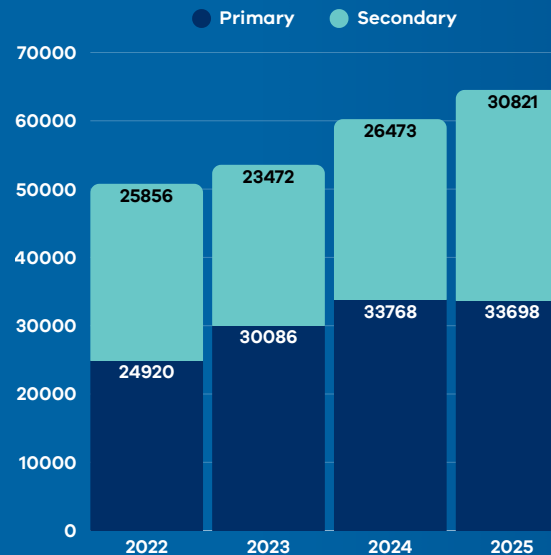
PRIMARY STUDENTS

33,698



SECONDARY STUDENTS

30,821



878 TRIALISTS
88 SELECTED
6 TEAMS




HOCKEY




OVERALL

9,020 = **0%**
TOTAL STUDENTS FROM 2024



61%
BOYS



39%
GIRLS

PRIMARY STUDENTS

3,532

59% **41%**



SECONDARY STUDENTS

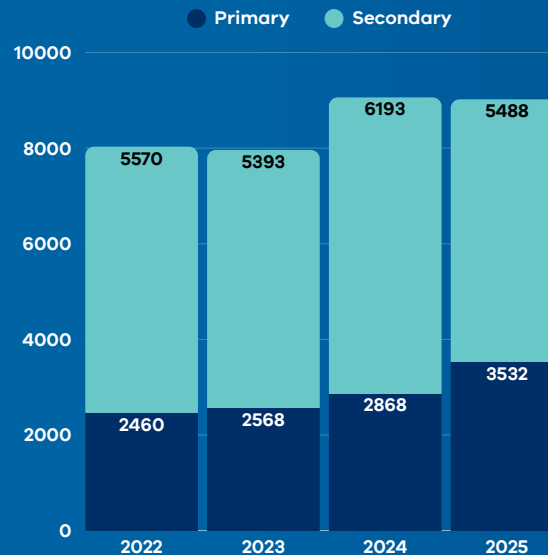
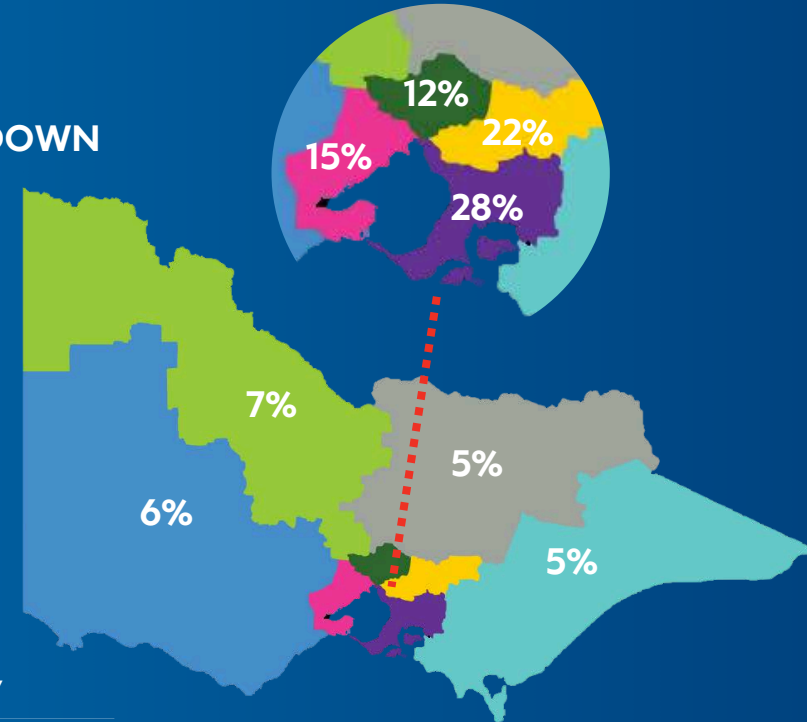
5,488

62% **38%**



REGION BREAKDOWN

- Northern Metro Region
- Western Metro Region
- Eastern Metro Region
- Gippsland Region
- Loddon Mallee Region
- Greater Western Region
- Hume Region
- Southern Metro Region



197 TRIALISTS
60 SELECTED
4 TEAMS





NETBALL


OVERALL

66,528
TOTAL STUDENTS

↑ 8%
FROM 2024



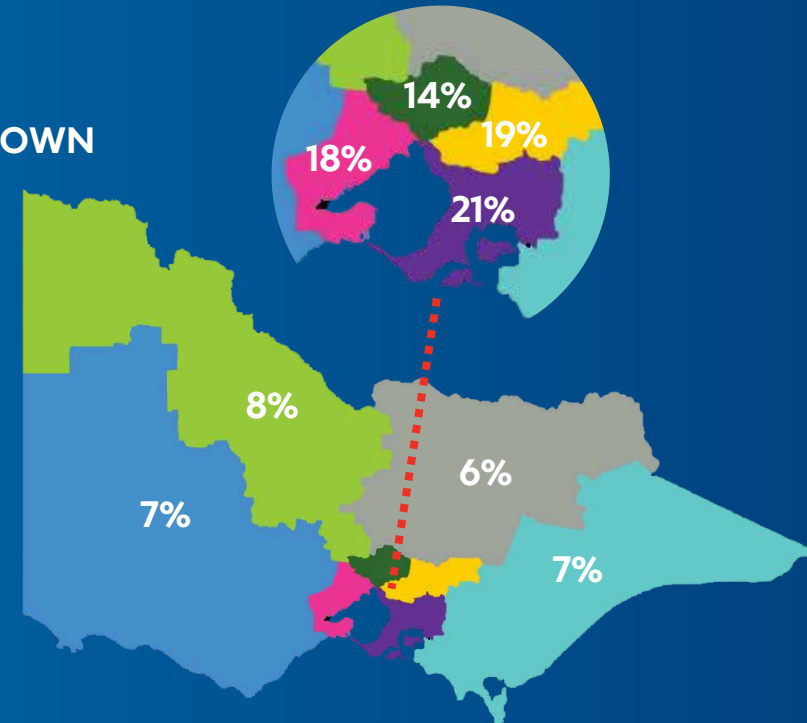
39%
BOYS



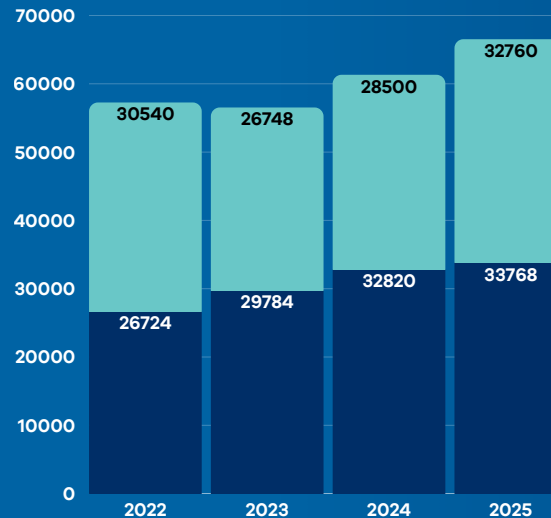
61%
GIRLS

REGION BREAKDOWN

- Northern Metro Region
- Western Metro Region
- Eastern Metro Region
- Gippsland Region
- Loddon Mallee Region
- Greater Western Region
- Hume Region
- Southern Metro Region



● Primary ● Secondary



PRIMARY STUDENTS

33,768

45% **55%**



SECONDARY STUDENTS

32,760

33% **67%**



923
TRIALISTS

48
SELECTED

4
TEAMS



SOFTBALL



OVERALL

11,920
TOTAL STUDENTS

↑ 3%
FROM 2024



55%
BOYS



45%
GIRLS

PRIMARY STUDENTS

10,431

63% **37%**



SECONDARY STUDENTS

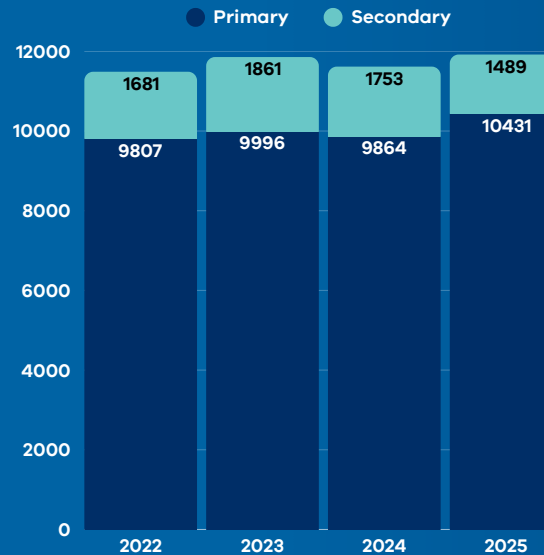
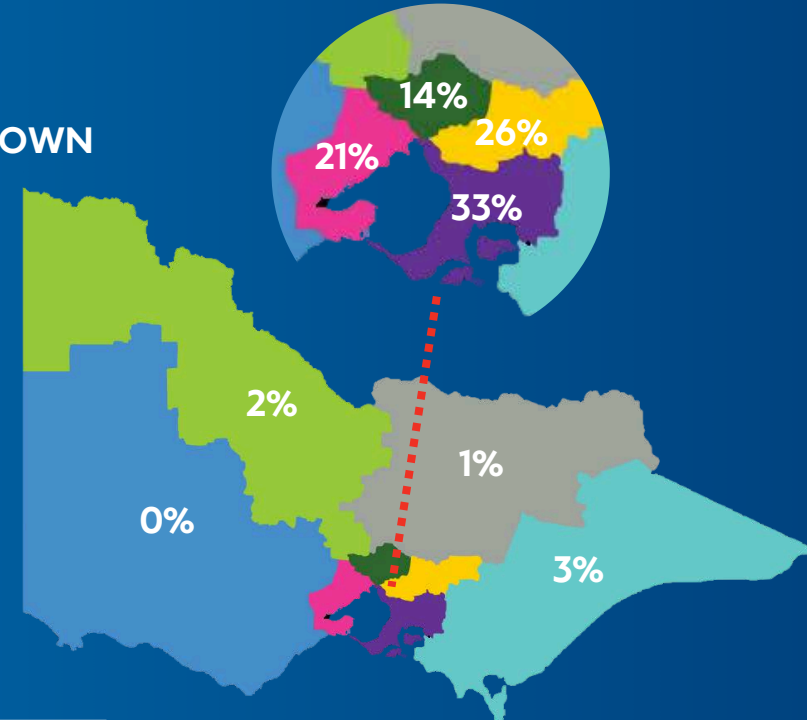
1,489

100%



REGION BREAKDOWN

- Northern Metro Region
- Western Metro Region
- Eastern Metro Region
- Gippsland Region
- Loddon Mallee Region
- Greater Western Region
- Hume Region
- Southern Metro Region



95 TRIALISTS **56** SELECTED **4** TEAMS



SWIMMING



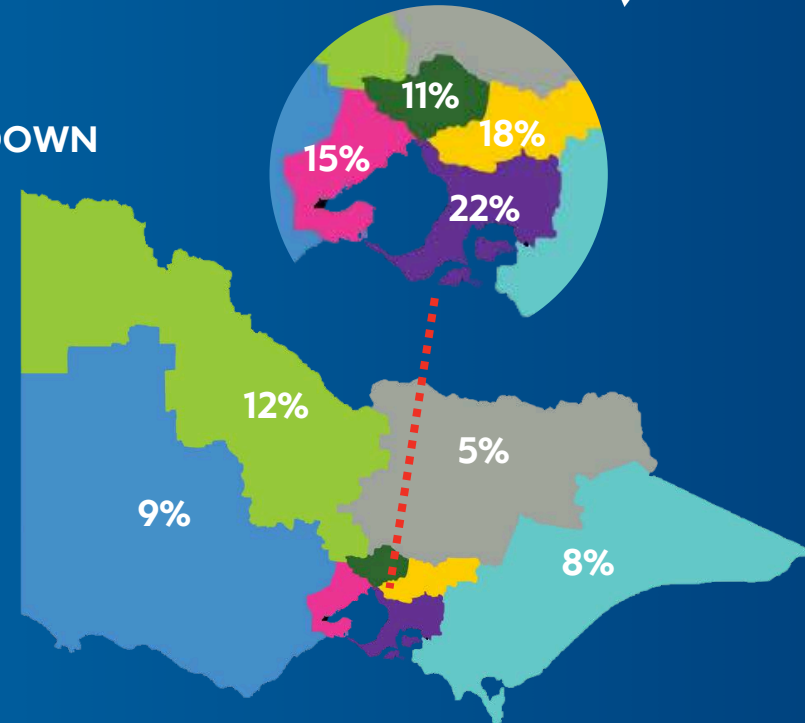
OVERALL

34,506
TOTAL STUDENTS

↑ 12%
FROM 2024

REGION BREAKDOWN

- Northern Metro Region
- Western Metro Region
- Eastern Metro Region
- Gippsland Region
- Loddon Mallee Region
- Greater Western Region
- Hume Region
- Southern Metro Region



50%
BOYS



50%
GIRLS

PRIMARY STUDENTS

26,385

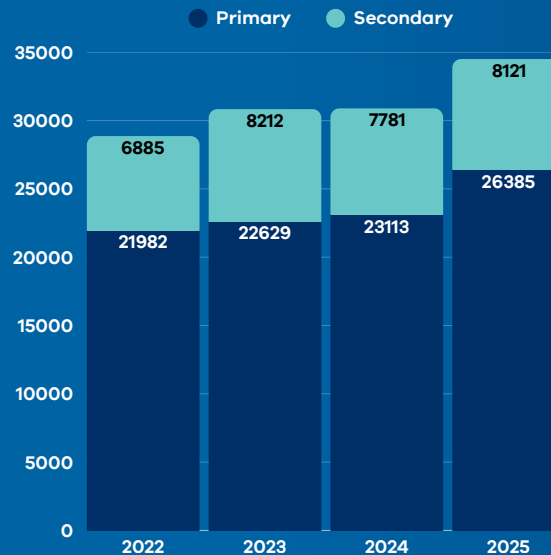
49% **51%**



SECONDARY STUDENTS

8,121

52% **48%**



416 TRIALISTS
145 SELECTED
1 TEAMS

11x **38x** **31x**

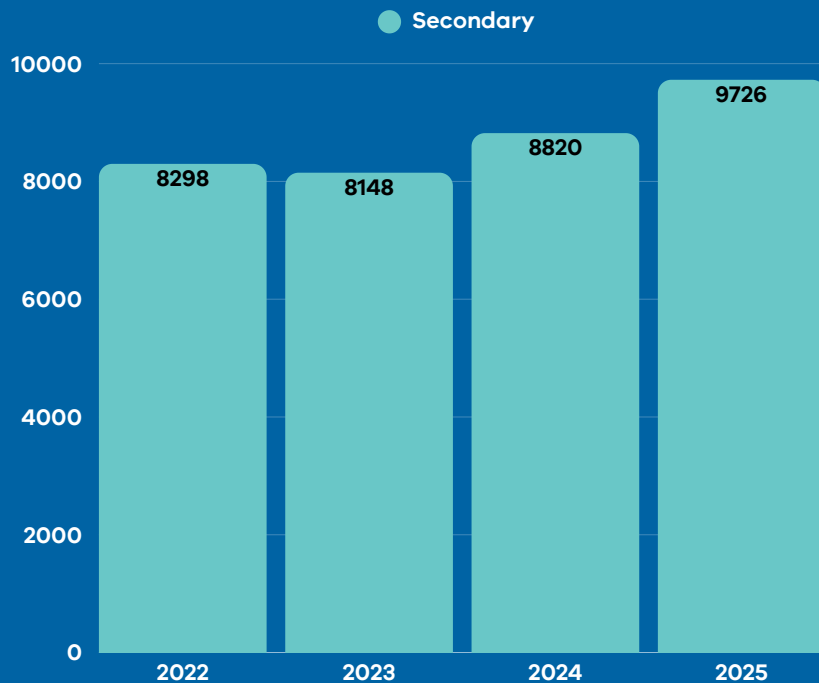
TABLE TENNIS



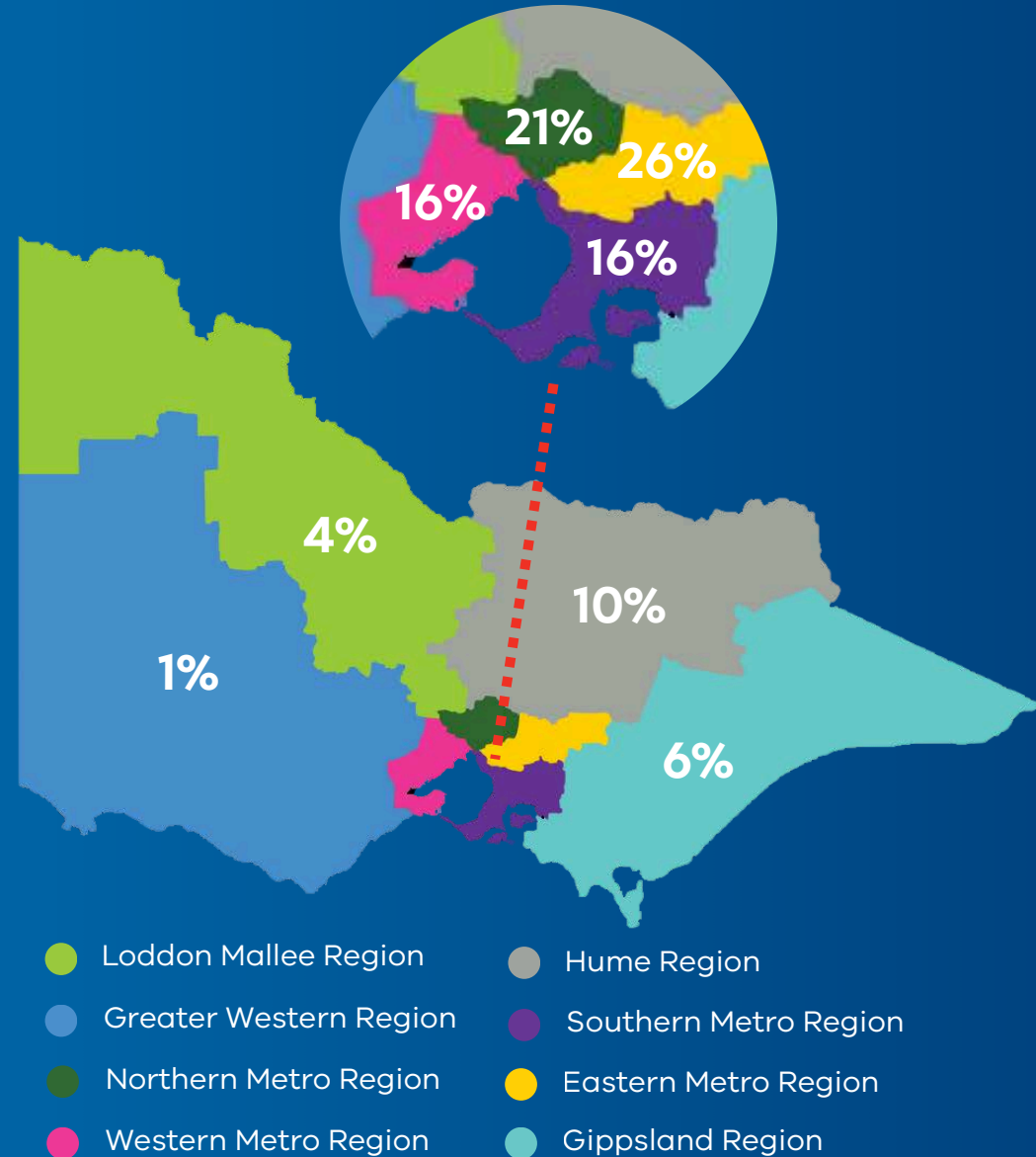
OVERALL

9,726 **10%**
 TOTAL STUDENTS FROM 2024

**DELIVERED AT SECONDARY LEVEL ONLY*



REGION BREAKDOWN



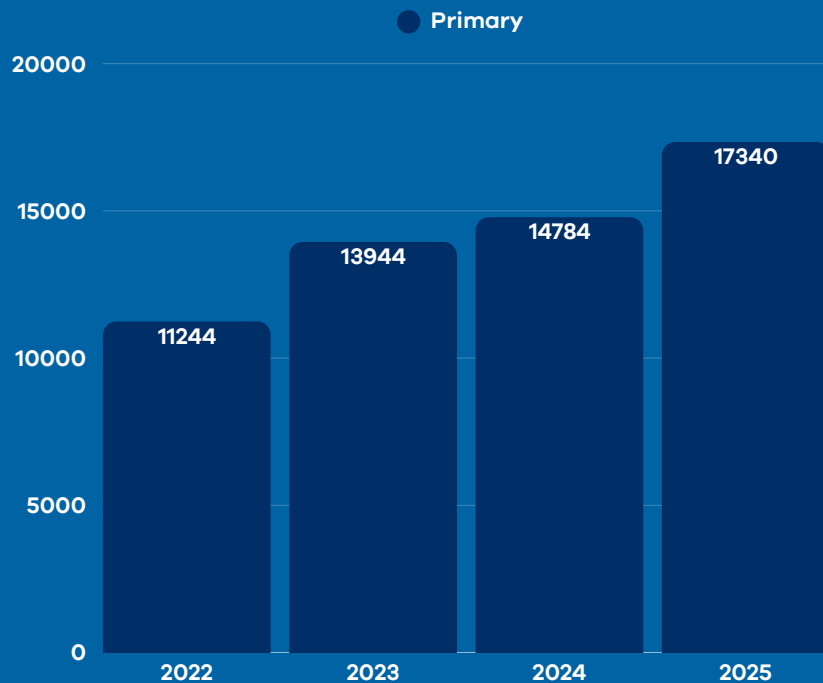


TEE BALL

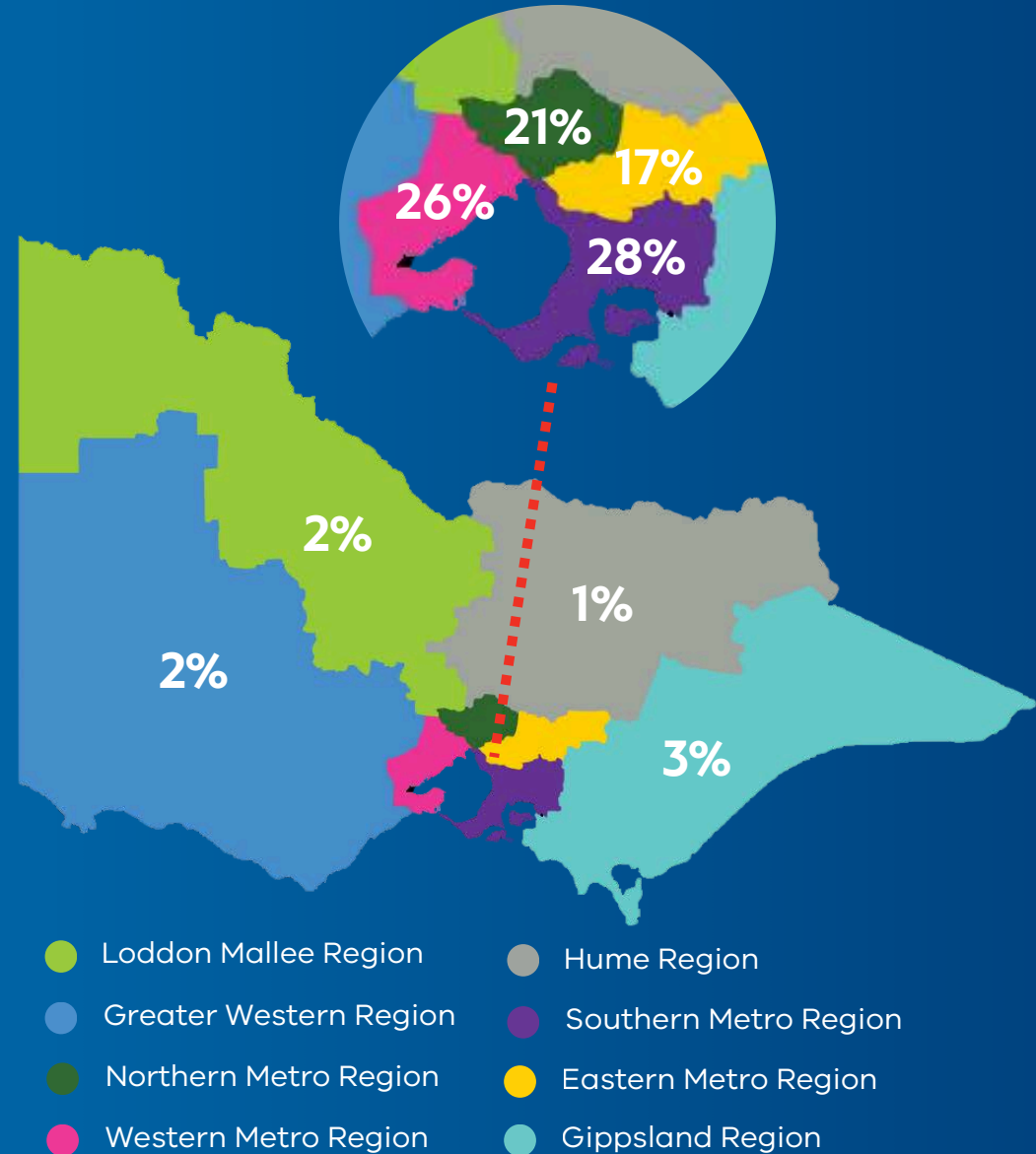
OVERALL

17,340  **16%**
 TOTAL STUDENTS FROM 2024

***DELIVERED AT PRIMARY LEVEL ONLY**



REGION BREAKDOWN





TENNIS

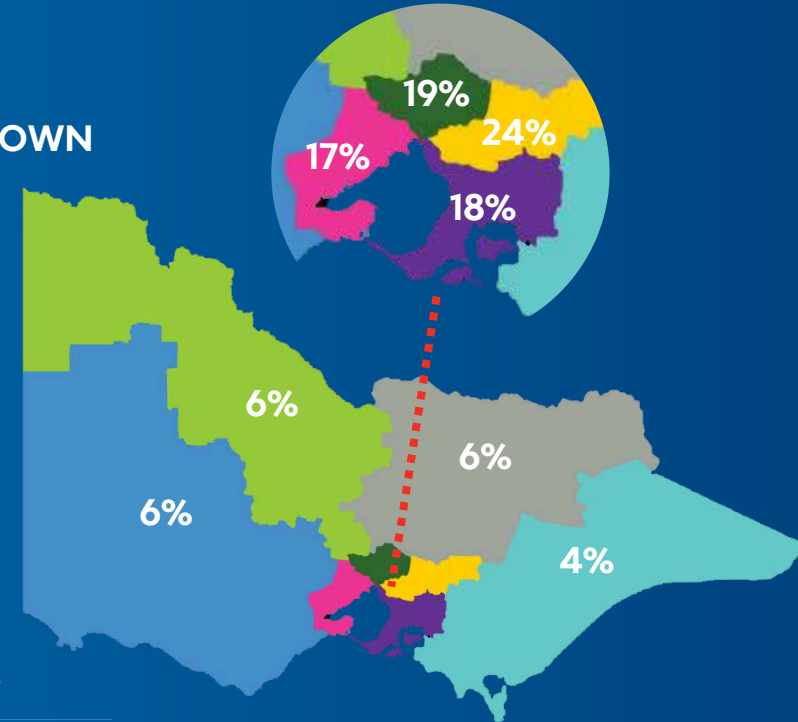
OVERALL

29,150 **↓ 2%**
TOTAL STUDENTS FROM 2024



REGION BREAKDOWN

- Northern Metro Region
- Western Metro Region
- Eastern Metro Region
- Gippsland Region
- Loddon Mallee Region
- Greater Western Region
- Hume Region
- Southern Metro Region



PRIMARY STUDENTS

14,822

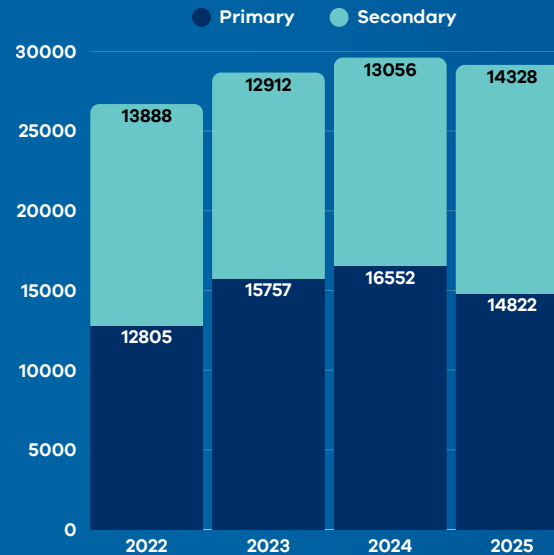
60% 40%



SECONDARY STUDENTS

14,328

59% 41%



230 TRIALISTS
30 SELECTED
2 TEAMS




In agreement with Tennis Victoria, primary school individual tennis was discontinued in 2025.




TRACK AND FIELD

OVERALL

98,011 **↑ 10%**
TOTAL STUDENTS FROM 2024



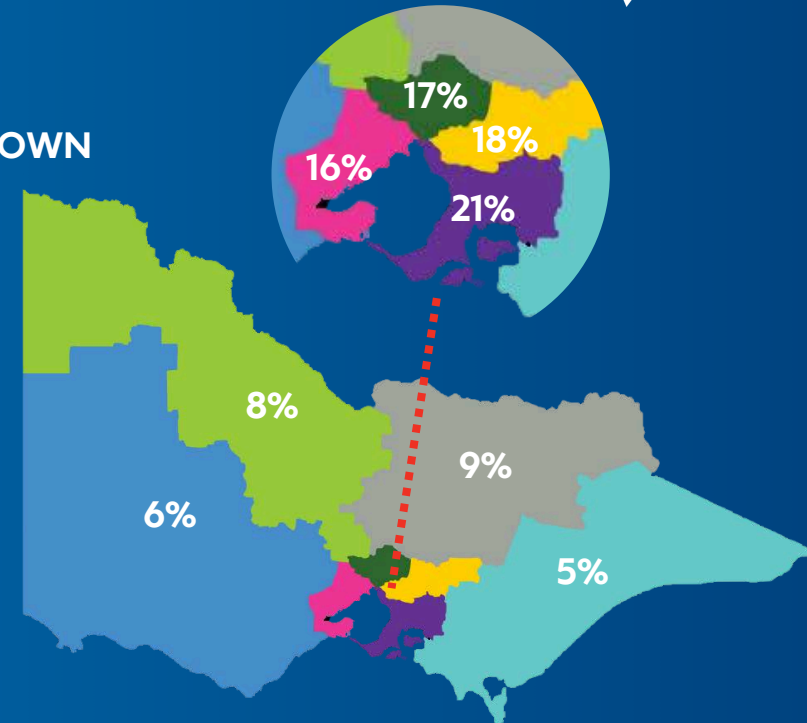
51%
BOYS



49%
GIRLS

REGION BREAKDOWN

- Northern Metro Region
- Western Metro Region
- Eastern Metro Region
- Gippsland Region
- Loddon Mallee Region
- Greater Western Region
- Hume Region
- Southern Metro Region



PRIMARY STUDENTS

78,969

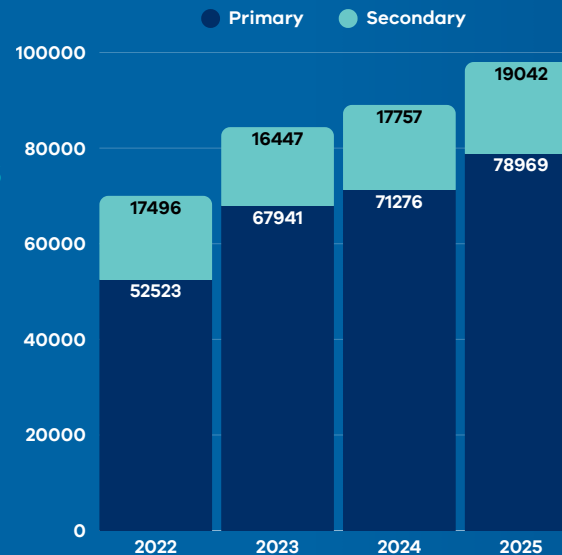
50% **50%**



SECONDARY STUDENTS

19,042

54% **46%**



434
TRIALISTS

130
SELECTED

1
TEAM

14x **23x** **33x**


VOLLEYBALL



OVERALL

47,372
TOTAL STUDENTS

↑ 12%
FROM 2024



51%
BOYS



49%
GIRLS

PRIMARY STUDENTS

16,222

56% **44%**



SECONDARY STUDENTS

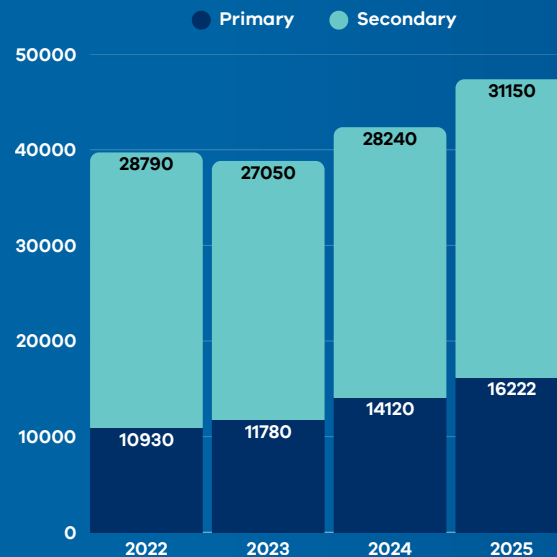
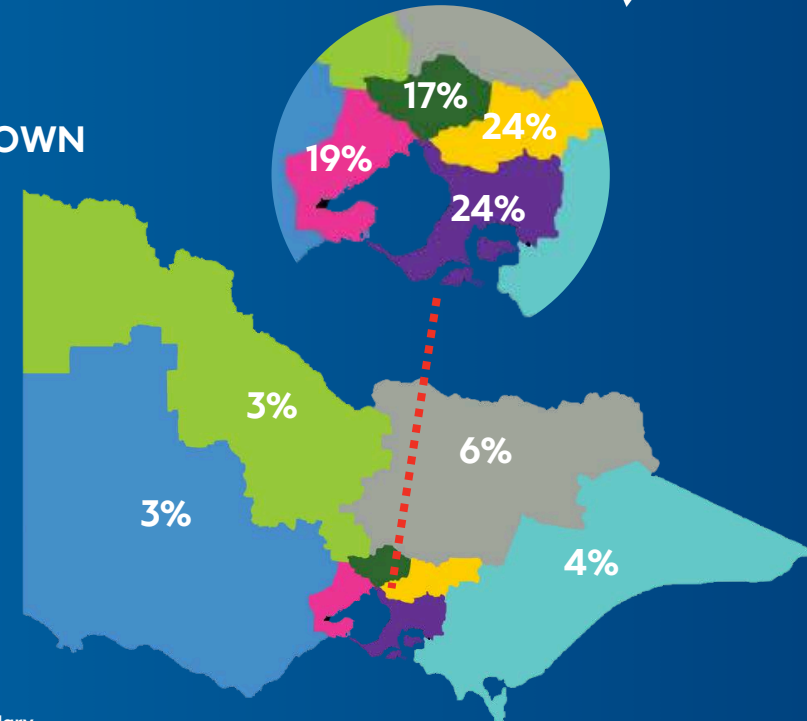
31,150

49% **51%**



REGION BREAKDOWN

- Northern Metro Region
- Western Metro Region
- Eastern Metro Region
- Gippsland Region
- Loddon Mallee Region
- Greater Western Region
- Hume Region
- Southern Metro Region

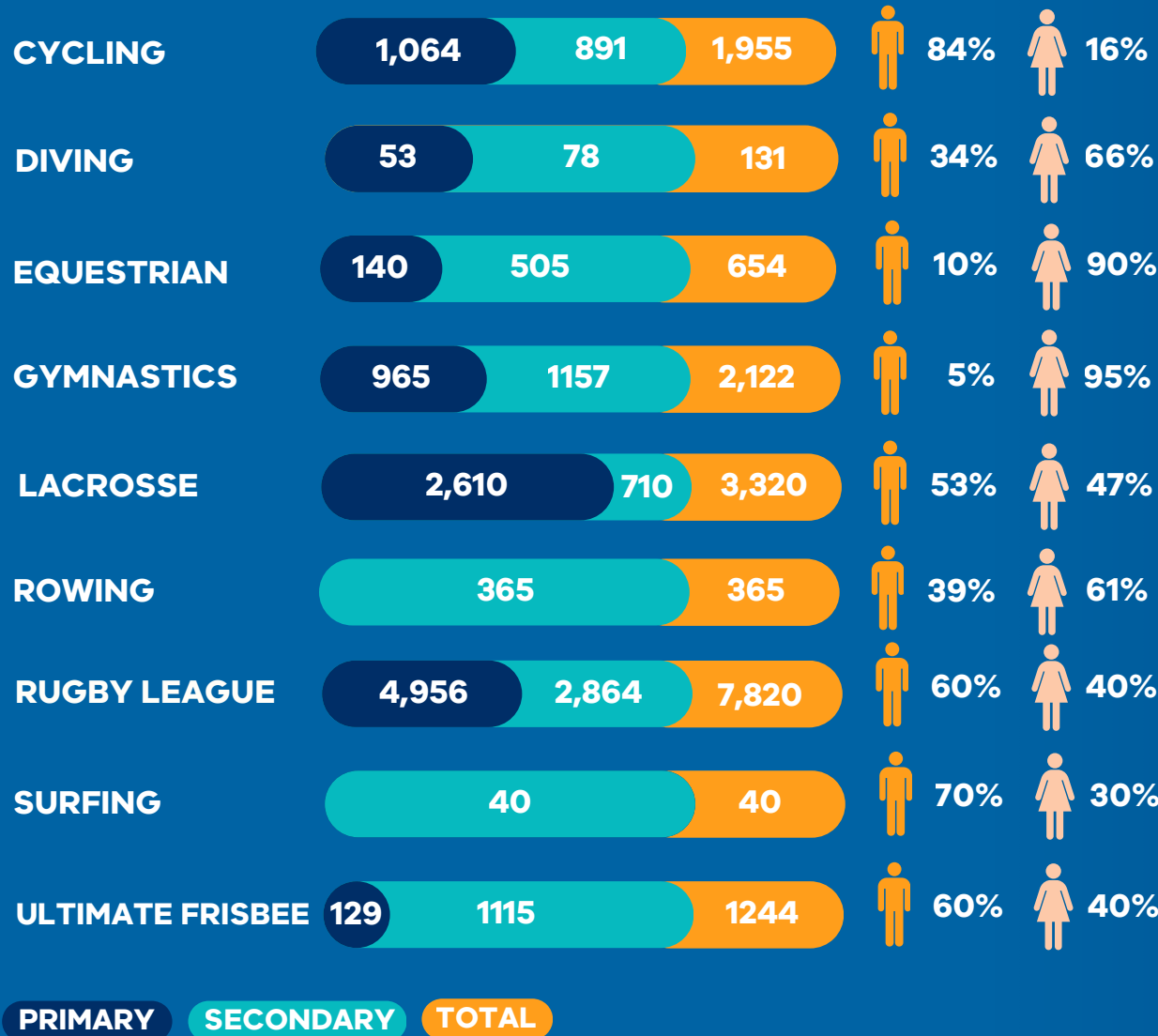


82 TRIALISTS **24** SELECTED **2** TEAMS

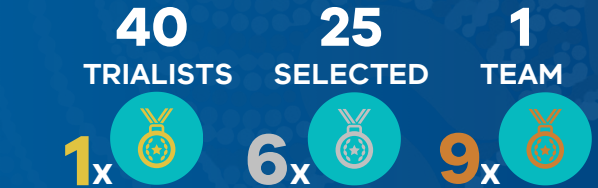




STATE SPORTING ORGANISATION DELIVERED STATS



DIVING



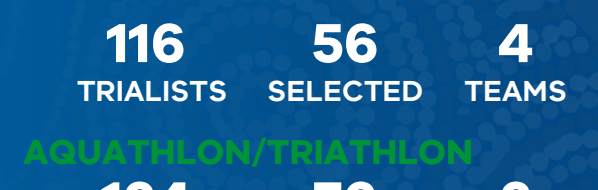
GOLF




RUGBY LEAGUE



TOUCH FOOTBALL



AQUATHLON/TRIATHLON



SCHOOL SPORT VICTORIA DELIVERED INTERSCHOOL SPORT



SPORT	PRIMARY		JUNIOR				INTERMEDIATE				SENIOR				
	9 - 13 YEARS		YEAR 7		YEAR 8		YEAR 9		YEAR 10		YEAR 11		YEAR 12		
	Boys/ Mixed	Girls	Boys/ Mixed	Girls	Boys/ Mixed	Girls	Boys/ Mixed	Girls	Boys/ Mixed	Girls	Boys/ Mixed	Girls	Boys/ Mixed	Girls	
1 Australian Football	✓	✓	✓	✓	✓	✓	✓ Boys only	✓	✓ Boys only	✓	✓ Boys only	✓	✓ Boys only	✓	
		Year 7 & 8 Combined Girls Only				Year 9 & 10 Combined				Year 11 & 12 Combined Premier League					
2 Badminton			✓	✓	✓	✓	✓	✓	✓	✓	✓	✓	✓	✓	
						Year 9 & 10 Combined				Year 11 & 12 Combined					
3 Baseball			✓		✓		✓		✓		✓		✓	✓	
						Year 9 & 10 Combined				Year 11 & 12 Combined					
4 Basketball	✓	✓	✓	✓	✓	✓	✓	✓	✓	✓	✓	✓	✓	✓	
						Year 9 & 10 Combined				Year 11 & 12 Combined					
5 Bowls			✓ Boys only	✓	✓ Boys only	✓	✓ Boys only	✓	✓ Boys only	✓	✓	✓	✓ Boys only	✓	
		Year 7 -9 Combined Mixed Competition				Year 10 - 12 Combined Mixed Competition									
6 Cricket	✓	✓	✓	✓	✓	✓	✓	✓	✓	✓	✓	✓	✓	✓	
		Cricket Blast		Cricket Aus Stage 2 (Year 7 Girls) (Year 8 Girls)				All other comps are stage 3							
7 Cross Country*	✓ Boys only	✓	✓ Boys only	✓	✓ Boys only	✓	✓ Boys only	✓	✓ Boys only	✓	✓ Boys only	✓	✓ Boys only	✓	
		9-10, 11 & 12 - 13 (Boys & Girls Multiclass Primary)				12-15 & 16-20 (Boys & Girls Multiclass Secondary)				The teams competition can be girls or boys/mixed secondary only					
8 Diving	✓ Boys only	✓	✓ Boys only	✓	✓ Boys only	✓	✓ Boys only	✓	✓ Boys only	✓	✓ Boys only	✓	✓ Boys only	✓	
		9-12, 13-14, 15-16 & 17-20 years (Boys/Girls)													
9 Football (Soccer)	✓	✓	✓	✓	✓	✓	✓	✓	✓	✓	✓	✓	✓	✓	
						Year 9 & 10 Combined				Year 11 & 12 Combined Premier League					
10 Hockey	✓	✓	✓	✓	✓	✓	✓	✓	✓	✓	✓	✓	✓	✓	
		Hockey 7's						Year 9 & 10 Combined				Year 11 & 12 Combined			
11 Netball	✓	✓	✓	✓	✓	✓	✓ Boys only	✓	✓ Boys only	✓	✓ Boys only	✓	✓ Boys only	✓	
						Year 9 & 10 Combined				Year 11 & 12 Combined					
12 Softball	✓	✓		✓		✓		✓		✓		✓		✓	
		Fully Loaded Softball						Year 9 & 10 Combined				Year 11 & 12 Combined			
13 Swimming*	✓ Boys only	✓	✓ Boys only	✓	✓ Boys only	✓	✓ Boys only	✓	✓ Boys only	✓	✓ Boys only	✓	✓ Boys only	✓	
		9-10, 11 & 12 - 13 (Boys & Girls Multiclass Primary)				12-15 & 16-20 (Boys & Girls Multiclass Secondary)				Only relay teams can be boys/mixed. No relay teams for Multiclass					
14 Table Tennis			✓	✓	✓	✓	✓	✓	✓	✓	✓	✓	✓	✓	
						Year 9 & 10 Combined				Year 11 & 12 Combined					
15 Tee Ball	✓	✓												✓	
16 Tennis	✓	✓	✓	✓	✓	✓	✓	✓	✓	✓	✓	✓	✓	✓	
		Teams Tennis						Year 9 & 10 Combined				Year 11 & 12 Combined			
17 Track & Field*	✓ Boys only	✓	✓ Boys only	✓	✓ Boys only	✓	✓ Boys only	✓	✓ Boys only	✓	✓ Boys only	✓	✓ Boys only	✓	
		9-10, 11 & 12 - 13 (Boys/Mixed & Girls Multiclass Primary)				12-15 & 16-20 (Boys/Mixed & Girls Multiclass Secondary)				Only relay teams can be boys/mixed. No relay teams for Multiclass					
18 Volleyball	✓	✓	✓	✓	✓	✓	✓	✓	✓	✓	✓	✓	✓	✓	
						Year 9 & 10 Combined				Year 11 & 12 Combined					

*Multiclass offered

STATE SPORTING ORGANISATION DELIVERED INTERSCHOOL SPORT



		PRIMARY		JUNIOR				INTERMEDIATE				SENIOR			
		9 - 13 YEARS		YEAR 7		YEAR 8		YEAR 9		YEAR 10		YEAR 11		YEAR 12	
SPORT		Boys/ Mixed	Girls	Boys/ Mixed	Girls	Boys/ Mixed	Girls	Boys/ Mixed	Girls	Boys/ Mixed	Girls	Boys/ Mixed	Girls	Boys/ Mixed	Girls
* 1	Bowls*	✓ Boys only	✓			Multiclass Yr 7 - 9						Multiclass Yr 10 - 12			
		Mixed & Multiclass		Bowls Victoria offers a secondary all abilities program.											
19 2	Cycling	✓ Boys only	✓	✓ Boys only	✓	✓ Boys only	✓	✓ Boys only	✓	✓ Boys only	✓	✓ Boys only	✓	✓ Boys only	✓
		Victorian Interscholar Cycling Series (VICS) - Off-Road and Summer formats. Open age competition via grading categories (mixed).													
20 3	Equestrian	✓ Boys only	✓	✓ Boys only	✓	✓ Boys only	✓	✓ Boys only	✓	✓ Boys only	✓	✓ Boys only	✓	✓ Boys only	✓
		Victorian Equestrian Interscholar Series (VEIS) - Multiple disciplines for Primary (Prep-Grade 6) and Secondary (Years 7-12) across competition classes (mixed)													
21 4	Futsal	✓	✓	✓	✓	✓	✓	✓	✓	✓	✓	✓	✓	✓	✓
22 5	Gymnastics	✓ Boys only	✓	✓ Boys only	✓	✓ Boys only	✓	✓ Boys only	✓	✓ Boys only	✓	✓ Boys only	✓	✓ Boys only	✓
		Victorian AeroSchools Competition (Ages 6-8, 9-11, 12-15, 16+ and 18+ competitions) and Primary/Secondary Interscholar Gymnastics (Primary Grades 2-4 and 5-6, Secondary Years 7-9 and 10-12). Individual and team competitions.													
23 6	Lacrosse	✓	✓	✓	✓	✓	✓	✓	✓	✓	✓	✓	✓	✓	✓
		Lacrosse Victoria School Championships (LVSC) offered in Primary (Grades 5-6), Junior (Years 7-8), Intermediate (Years 9-10) and Senior (Years 11-12) competitions													
24 7	Rowing			✓ Boys only	✓	✓ Boys only	✓	✓ Boys only	✓	✓ Boys only	✓	✓ Boys only	✓	✓ Boys only	✓
25 8	Rugby League	✓	✓	✓ Boys only	✓	✓ Boys only	✓	✓ Boys only	✓	✓ Boys only	✓	✓ Boys only	✓	✓ Boys only	✓
		Year 7 & 8 Combined				Year 9 & 10 Combined				Year 11 & 12 Combined					
26 9	Surfing			✓	✓	✓	✓	✓	✓	✓	✓	✓	✓	✓	✓
		School Sport Victoria Schools Surfing Titles (Mixed and All-Female teams)													
27 10	Ten Pin Bowling			✓	✓	✓	✓	✓	✓	✓	✓	✓	✓	✓	✓
		Team can come from yr7-12 and can be boys only, girls only or mixed						There is a multiclass competition that follows the same structure.							
28 11	Touch Football	✓	✓	✓	✓	✓	✓	✓	✓	✓	✓	✓	✓	✓	✓
29 12	Ultimate Frisbee	✓ Boys only	✓	✓ Boys only	✓	✓ Boys only	✓	✓ Boys only	✓	✓ Boys only	✓	✓ Boys only	✓	✓ Boys only	✓
		Ultimate Victoria Secondary School Championships Yr 7 - 9							Ultimate Victoria Secondary School Championships Yr 10 - 12						

* Multiclass offered

STATE REPRESENTATIVE TEAMS PARTICIPATION AND PERFORMANCE STATS



8,327
TRIALISTS



1,090
STUDENTS SELECTED

↑ **13.5%**
FROM 2024



47
TEAMS SELECTED



34
STUDENT MATCH OFFICIALS



5
STUDENT ASSISTANT COACHES



19
SPORTS



60



93



99



10
SCHOOL SPORT AUSTRALIA SERVICE AWARDS



57
ALL-AUSTRALIAN SELECTIONS

STATE REPRESENTATIVE TEAMS PROGRAM



SPORT	AGE GROUP/S	BOYS		GIRLS		MIXED		STUDENT UMPIRING PROGRAM	OFFICIALS			TOTALS PER SPORT	
		Boys Teams	# Students	Girls Teams	# Students	Mixed Teams	# Students		Coaches	Assistant Coaches	Managers	Teams	# Students
1 Australian Football	12 Years & Under	1	23	1	23			✓	4	4	5	4	96
	15 Years & Under	1	25	1	25								
2 Baseball	18 Years & Under					1	17	✓	1	1	1	1	17
3 Basketball	12 Years & Under	1	12	1	12			✓	4	0	4	4	48
	16 Years & Under	1	12	1	12								
4 Bowls	18 Years & Under					1	10		1	0	1	1	10
5 Cricket	12 Years & Under	1	13	1	13				4	0	4	4	54
	15 Years & Under	1	14	1	14								
6 Cross Country*	12 Years & Under					1	54		4	0	1	1	54
7 Diving	10 - 19 Years					1	72		4	0	2	1	72
8 Football (Soccer)	12 Years & Under	2	28	2	28			✓	6	0	6	6	88
	18 Years & Under	1	16	1	16								
9 Golf	12 Years & Under					1	12		0	0	4	2	24
	18 Years & Under					1	12						
10 Hockey	12 Years & Under	1	14	1	14			✓	4	0	4	4	60
	15 Years & Under	1	16	1	16								
11 Netball	12 Years & Under	1	12	1	12			✓	3	3	3	4	48
	15 Years & Under	1	12	1	12								
12 Rugby League	11 - 12 Years					1	17	✓	1	1	1	1	17
13 Softball	12 Years & Under	1	15	1	15			✓	4	4	4	4	60
	18 Years & Under	1	15	1	15								
14 Swimming*	10 - 19 Years					1	130		7	0	3	1	130
15 Tennis	12 Years & Under					1	14		4	0	2	2	30
	18 Years & Under					1	16						
16 Touch Football	12 Years & Under	1	14	1	14			✓	4	0	4	4	56
	15 Years & Under	1	14	1	14								
17 Track & Field*	12 Years & Under					1	140		10	0	3	1	140
18 Triathlon (Aquathlon)*	11 - 19 Years					1	116		5	0	1	1	116
19 Volleyball	15 Years & Under	1	12	1	12			✓	2	0	2	2	24
Totals		18	267	18	267	12	610		72	13	55	47	1144

* Multiclass offered



VICTORIAN TEACHERS' GAMES STATS



↑ 17%
FROM 2024

1,119

PARTICIPANTS



104

STAFF, VOLUNTEERS,
AND OFFICIALS



30-34

HIGHEST REPRESENTED
AGE GROUP



18-77

AGE RANGE OF
PARTICIPANTS



60

SESSIONS



26

EVENTS



62%
WOMEN

37%
MEN

1%
PREFER NOT
TO SAY



98%

of surveyed participants believed VTG benefits their health and wellbeing and increases the value of the role that sport, recreation or wellness activities plays in their lives.



ENGAGEMENT BY THE NUMBERS

PEOPLE

- 350+** SSV COORDINATORS
- 155** TEAM VIC OFFICIALS
- 17** HEAD OFFICE STAFF
- 13** ADVISORY COMMITTEE MEMBERS

AWARDS

- 420** ACADEMIC & SPORTING ACHIEVEMENT MEDAL WINNERS
- 38** SCHOOL SPORT VICTORIA AWARDS
- 41** VICTORIAN SCHOOL SPORTS AWARDS WINNERS

PARTNERS

- 27** STATE SPORTING ORGANISATION PARTNERS
- 6** VICTORIAN TEACHERS' GAMES PARTNERS
- 2** TEAM VIC PARTNERS
- 1** COMMUNITY PARTNERS
- 1** APPAREL PARTNER
- 1** MERCHANDISE PARTNER

dmc sport.

- ↑ 1.7%** MERCHANDISE SALES FROM 2024
- 130** EVENTS ATTENDED



COMMUNICATIONS & MARKETING

117,003

TOTAL ONLINE COMMUNITY IN 2025

- f** **34,635** (↑ 9% INCREASE)
- Instagram** **24,033** (↑ 16% INCREASE)
- in** **2,978** (↑ 16% INCREASE)

- @** **55,357**
- 30** EDMS SENT
- 46%** AVG OPEN RATE

2,350,487 TOTAL WEBPAGE VIEWS



BE FIT. BE WELL. 2025

17,175 STUDENTS ENGAGED

- 183** SCHOOLS PARTICIPATED
- 36** ATHLETE SPEAKERS
- 14** OLYMPIANS AND PARALYMPIANS

@schoolsportvic

www.ssv.vic.edu.au



PARTNERS

SPORT PARTNERS



MERCHANDISE PARTNER



TEAM VIC PARTNERS



VTG PARTNERS



AWARDS PARTNER



COMMUNITY PARTNER

