

Education and Training



2010 TO 2019 SPORT INFOGRAPHICS

TABLE OF CONTENTS

FOREWORD

SCHOOL SPORT VICTORIA OVERALL

TOP 10 SPORTS PARTICIPATION OPPORTUNITIES

AUSTRALIAN FOOTBALL

BADMINTON

BASEBALL AND T-BALL

BASKETBALL

CRICKET

CROSS COUNTRY

DIVING

FOOTBALL (SOCCER)

HOCKEY

NETBALL

SOFTBALL

SWIMMING

TABLE TENNIS

TENNIS AND TENNIS HOT SHOTS

TRACK AND FIELD

VOLLEYBALL

SPORTS DELIVERED BY STATE SPORTING ORGANISATIONS

SPORT PARTNERS

Click on the headings for easy access

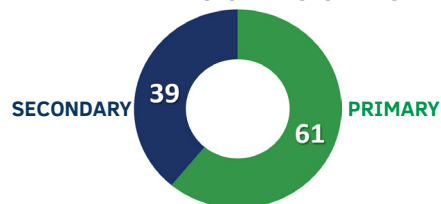
FOREWORD

- 1 School Sport Victoria (SSV), as part of the Department of Education and Training, was established on the 1st January 2010 following the merger of the Victorian Primary Schools' Sports Association and the Victorian Secondary Schools' Sports Association. 2020 therefore marks the 10th anniversary of SSV in providing quality school sport opportunities for Victorian students.
- 2
- 3 To celebrate this important milestone, SSV has produced this *Participation and Performance – 2010 to 2019 Sport Infographics* publication which provides a summary of the key outcomes, being the number of participation opportunities of the interschool sport competition program and the performance of the Team Vic program, across SSV's first decade of operation.
- 4
- 5 SSV delivers an extensive school sport program, through interschool and interstate opportunities, to primary and secondary students across Victoria.
- 6
- 7 Through the interschool sport program, SSV provides opportunities for students to represent their school across a wide range of individual and team sports for Victorian students each year.
- 8
- 9 Our exceptional state Team Vic program provides Victorian students the opportunity to compete on a national level at School Sport Australia Championships.
- 10
- 11 We work collaboratively with partners across community, state and elite sporting organisations to support the delivery of our school sport opportunities, connect school and community sport pathways for students and provide opportunities for students facing additional barriers to participate.
- 12
- 13 The publication includes:
- 14
 - An overall infographic which highlights the sizeable scale of SSV participation opportunities and Team Vic performances;
 - 'Top 10 Sports Participation Opportunities' infographic for the 10 sports that provided the most participation opportunities;
 - Individual infographics for each of the 'core' SSV sports; and
 - An infographic for the 'endorsed' SSV sports which are delivered by State Sporting Organisations.
- 15
- 16 Additionally, the infographics include the participation rates for boys and girls and the participation percentages for each of the eight SSV regions.
- 17
- 18 Over 2010 to 2019, SSV provided 6.1+ million sports participation opportunities for Victorian students across this period which includes 3.8+ million participation opportunities for primary students and 2.3+ million participation opportunities for secondary students, which is remarkable.
- 19
- 20 Importantly, the provision of these opportunities is reliant on the support of SSV's member schools, the dedicated network of SSV staff, including the 350+ SSV Coordinators, the mutually beneficial partnerships with both state and elite sporting organisations, and SSV's valued commercial partnerships.
- 21
- SSV looks forward to continuing to provide primary and secondary students across Victoria the opportunity to participate in school sport into the future – ensuring SSV's second decade is even better than the first.

INTER SCHOOL SPORT

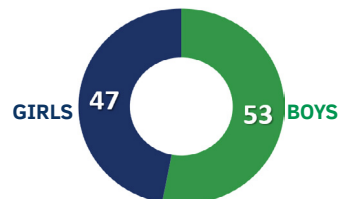
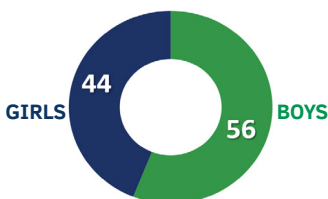
2019

648,422 PARTICIPATION OPPORTUNITIES FOR VICTORIAN STUDENTS

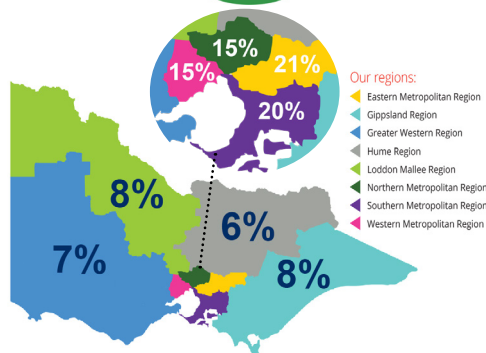
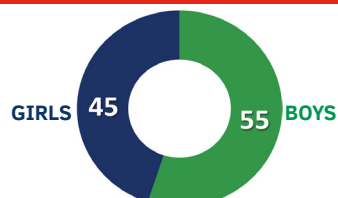


394,472 PRIMARY PARTICIPATION OPPORTUNITIES

253,950 SECONDARY PARTICIPATION OPPORTUNITIES



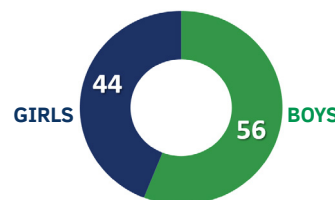
355K BOYS & 293K GIRLS PARTICIPATION OPPORTUNITIES



INTER SCHOOL SPORT

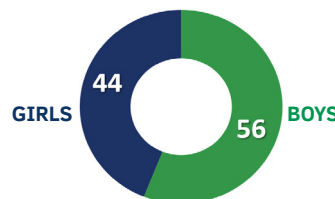
2010 TO 2019

6,138,584 PARTICIPATION OPPORTUNITIES FOR VICTORIAN STUDENTS



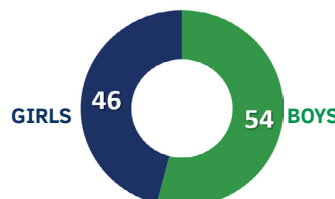
34% GROWTH IN PARTICIPATION BETWEEN 2010 TO 2019

3,810,776 PARTICIPATION OPPORTUNITIES FOR VICTORIAN PRIMARY STUDENTS



PRIMARY ACCOUNTED FOR 62% OF ALL PARTICIPATION OPPORTUNITIES

2,327,808 PARTICIPATION OPPORTUNITIES FOR VICTORIAN SECONDARY STUDENTS



Team **vic**

2019

6,005 TRIALISTS

18 SPORTS

41 TEAMS

950 ATHLETES SELECTED



TEAM VIC WON 79 SCHOOL SPORT AUSTRALIA CHAMPIONSHIP MEDALS IN 2019

Team **vic**

2010 TO 2019

SPORT #	SPORT	# of TEAMS	GOLD	SILVER	BRONZE	TOTAL
1.	Australian Football	3	26	4	3	33
2.	Baseball	1	1	4	3	8
3.	Basketball	4	15	14	7	36
4.	Cricket	2	5	5	9	19
5.	Cross Country	1	NO MEDAL TALLY AVAILABLE			-
6.	Diving	1	NO MEDAL TALLY AVAILABLE			-
7.	Football (Soccer)	4	6	10	6	22
8.	Golf	3	4	8	11	23
9.	Hockey	4	5	6	11	22
10.	Netball	2	10	4	3	17
11.	Rugby League	1	0	0	3	3
12.	Softball	4	0	0	15	15
13.	Swimming	1	NO MEDAL TALLY AVAILABLE			-
14.	Tennis	2	1	10	2	13
15.	Touch Football	4	0	0	0	0
16.	Track & Field	1	83	92	92	267
17.	Triathlon	1	NO MEDAL TALLY AVAILABLE			-
18.	Volleyball	2	1	7	6	14
TOTAL		41	157	164	171	492

NOTES:

1. The sports include Australian Football, Badminton, Baseball, Basketball, Bowls, Cricket (traditional, Blast & T20), Cross Country, Cycling, Diving, Football (Soccer), Golf, Gymnastics (incl. Aeroschools), Hockey (traditional & 7's), Netball, Orienteering, Rowing, Rugby League, Softball, Squash & Racquetball, Surfing, Swimming, Table Tennis, T-Ball, Tennis (traditional & Hot Shots), Touch Football, Track & Field, and Volleyball.

2. There are a range of different age groups at both Primary & Secondary.

3. There are multi-class competitions in Cross Country, Swimming and Track & Field.

4. There is no region participant data for Cricket, Diving & the sports delivered by State Sporting Organisations (Bowls, Cycling, Golf, Gymnastics incl. Aeroschools, Orienteering, Rowing, Rugby League, Squash & Racquetball, Surfing & Touch Football).

5. The number of Team Vic trialists in 2019 doesn't include Golf, Rugby League & Triathlon.

6. Team Vic medal tally not available for Cross Country, Diving, Swimming & Triathlon, & Track & Field 2010 to 2015.

PARTNERS



TOP 10 SPORTS PARTICIPATION OPPORTUNITIES 2019

RANK	SPORT	OVERALL			PRIMARY		SECONDARY	
		TOTAL	BOYS %	GIRLS %	TOTAL	RANK	TOTAL	RANK
1.	Track & Field	92,758	52	48	72,581	1	20,177	7
2.	Cricket (all formats)	74,685	N/A	N/A	46,206	3	28,479	2
3.	Australian Football	70,050	70	30	40,704	4	29,346	1
4.	Cross Country	68,739	52	48	56,469	2	12,270	8
5.	Netball	57,156	33	67	29,940	6	27,216	4
6.	Football (Soccer)	54,400	64	36	30,400	5	24,000	5
7.	Basketball	52,750	56	44	24,330	8	28,420	3
8.	Swimming	37,671	50	50	27,346	7	10,325	11
9.	Volleyball	36,680	51	49	12,860	11	23,820	6
10.	Tennis (all formats)	25,793	58	42	15,161	9	10,632	10

TOP 10 SPORTS PARTICIPATION OPPORTUNITIES 2010 TO 2019

RANK	SPORT	OVERALL			PRIMARY		SECONDARY	
		TOTAL	BOYS %	GIRLS %	TOTAL	RANK	TOTAL	RANK
1.	Track & Field	876,152	51	49	697,766	1	178,386	7
2.	Cricket (all formats)	783,943	72	28	535,764	3	248,179	3
3.	Cross Country	679,575	51	49	566,239	2	113,336	8
4.	Australian Football	586,207	78	22	324,298	4	261,909	1
5.	Football (Soccer)	491,879	63	37	265,035	6	226,844	5
6.	Netball	491,826	30	70	261,132	7	230,694	4
7.	Basketball	470,308	54	46	220,820	8	249,488	2
8.	Swimming	367,845	50	50	269,911	5	97,934	11
9.	Volleyball	301,165	49	51	103,235	12	197,930	6
10.	Tennis (all formats)	199,271	57	43	93,839	13	105,432	9

NOTES:

1. The top 10 sports data for 2019, & 2010 to 2019 includes the consolidation of three Cricket formats (i.e. traditional, Blast & T20),

& the two Tennis formats (i.e. Hot Shots & Traditional).

2. There was no record of 2010 Primary participation data for most sports so either an average or a percentage of future years was used to estimate the number of participant opportunities in 2010 for those sports.

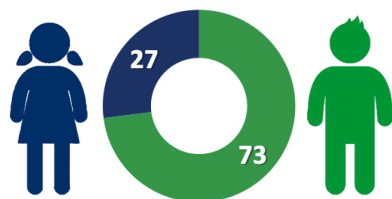
PARTNERS



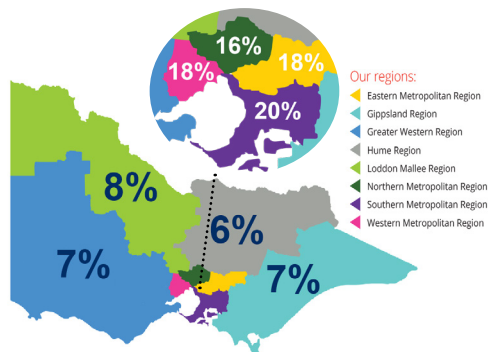
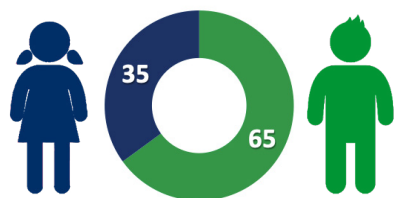
INTERSCHOOL SPORT 2019

70,050 VICTORIAN STUDENTS PARTICIPATED

40,704 PRIMARY STUDENTS PARTICIPATED

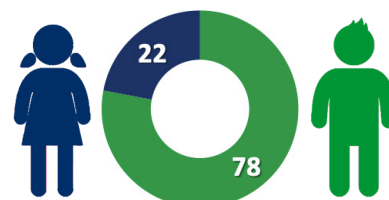


29,346 SECONDARY STUDENTS PARTICIPATED



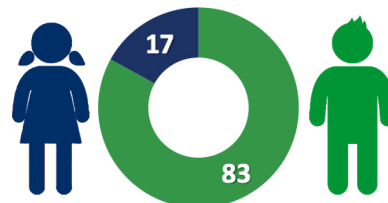
INTERSCHOOL SPORT 2010 TO 2019

586,207 PARTICIPATION OPPORTUNITIES FOR VICTORIAN STUDENTS

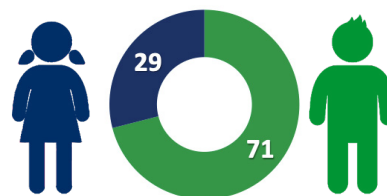


42% GROWTH IN PARTICIPATION BETWEEN 2010 TO 2019

324,298 PARTICIPATION OPPORTUNITIES FOR VICTORIAN PRIMARY STUDENTS



261,909 PARTICIPATION OPPORTUNITIES FOR VICTORIAN SECONDARY STUDENTS



AUSTRALIAN FOOTBALL HAD THE 3RD MOST PARTICIPANT OPPORTUNITIES OF ALL SSV SPORTS FROM 2010 TO 2019

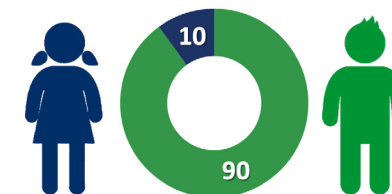


Team vic 2019

1,239
TEAM VIC TRIALISTS

3
TEAMS

73
PLAYERS SELECTED



RESULTS



Team vic 2010 TO 2019



AUSTRALIAN FOOTBALL HAS BEEN THE MOST SUCCESSFUL TEAM VIC PROGRAM WITH 35% OF TOTAL GOLD MEDALS

PARTNERS



NOTES:

1. Primary School is 9 - 13 years old; Secondary is Year 7, Year 8, Intermediate, Senior & Premier; Primary, Year 7 & Year 8 incl. Boys /mixed competition.

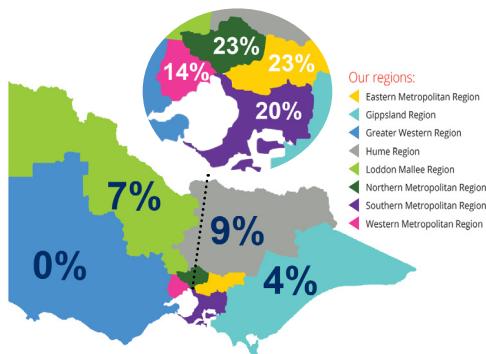
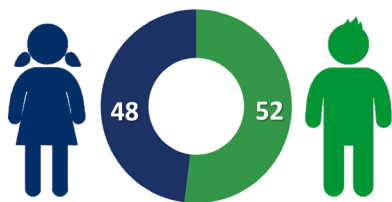
2. Premier League Australian Football Competition (Secondary) was introduced in 2011.

3. 2010 Primary participation is based on 2011 & 2012 average.

4. The four Team Vic Australian Football teams are 12 & Under Boys, 12 & Under Girls, 14 & Under Boys and 14 & Under Girls (adjusted from 15 & Under from 2020).

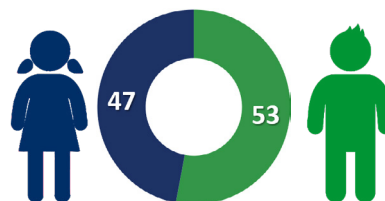
INTERSCHOOL SPORT 2019

11,916 VICTORIAN **SECONDARY**
STUDENTS PARTICIPATED




INTERSCHOOL SPORT 2010 TO 2019

103,520 PARTICIPATION OPPORTUNITIES FOR
VICTORIAN STUDENTS



18% GROWTH IN PARTICIPATION
BETWEEN 2010 TO 2019



**BADMINTON ACHIEVED AN 18% INCREASE IN
PARTICIPANT OPPORTUNITIES FROM 2010 TO 2019**



**SCHOOL SPORT VICTORIA HAS PROVIDED MORE
THAN 103,000 BADMINTON PARTICIPANT
OPPORTUNITIES ACROSS THE LAST 10 YEARS**

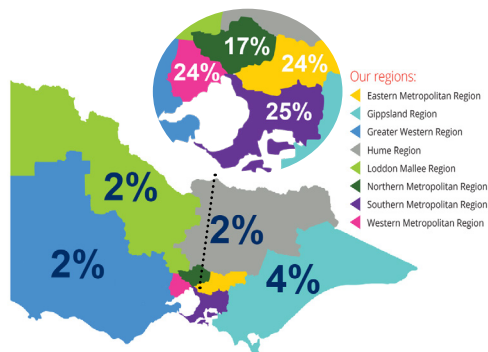
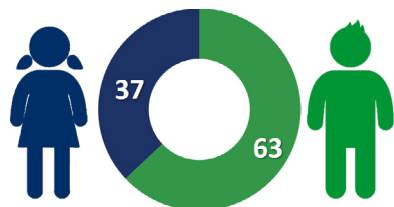


BASEBALL AND T-BALL

2010 TO 2019 PARTICIPATION AND PERFORMANCE

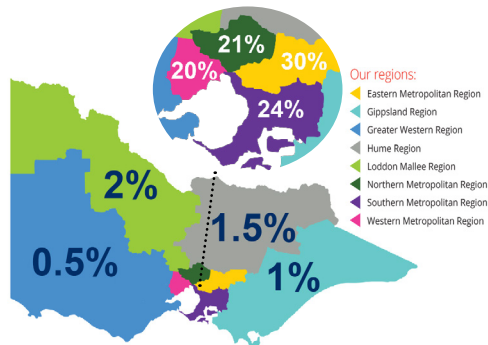
INTERSCHOOL SPORT T-BALL 2019

15,120 VICTORIAN PRIMARY STUDENTS PARTICIPATED



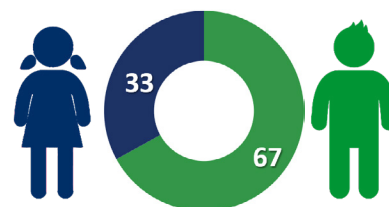
BASEBALL 2019

4,060 VICTORIAN SECONDARY STUDENTS PARTICIPATED



INTERSCHOOL SPORT T-BALL 2010 TO 2019

136,458 PARTICIPATION OPPORTUNITIES FOR VICTORIAN PRIMARY STUDENTS



33% GROWTH IN PARTICIPATION BETWEEN 2010 TO 2019

BASEBALL 2010 TO 2019

44,660 PARTICIPATION OPPORTUNITIES FOR VICTORIAN SECONDARY STUDENTS



Team **vic**

BASEBALL 2019

55 TEAM VIC TRIALISTS

1 TEAMS

17 PLAYERS SELECTED

RESULTS



Team **vic**

BASEBALL 2010 TO 2019



THE TEAM VIC BASEBALL TEAM HAS MEDALLED 8 OUT OF THE LAST 10 YEARS AT THE SCHOOL SPORT AUSTRALIA CHAMPIONSHIPS

PARTNER

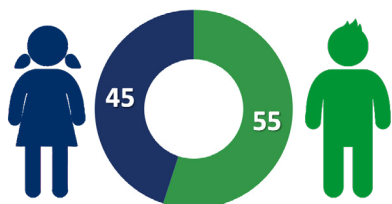


NOTES:
1. T-Ball is offered at Primary School for 9 - 13 years old, Boys/mixed competition & there is no Team Vic T-Ball team.
2. Baseball is offered at Secondary for Boys/Mixed in Year 7, Year 8, Intermediate & Senior.
3. 2010 Primary participation is based on the 2011 & 2012 average.
4. Team Vic Baseball is offered to 18 & Under Boys (previously 17 & Under).

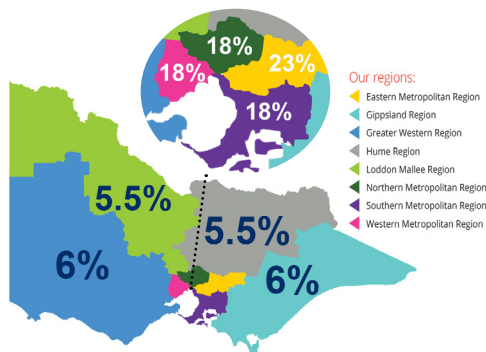
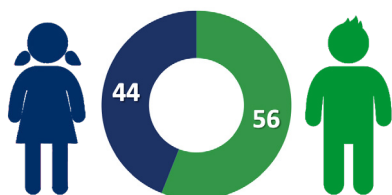
INTERSCHOOL SPORT 2019

52,750 VICTORIAN STUDENTS PARTICIPATED

24,330 PRIMARY STUDENTS PARTICIPATED

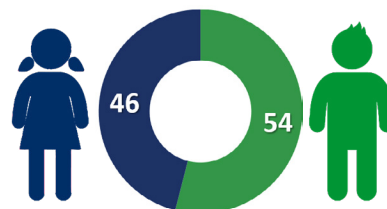


28,420 SECONDARY STUDENTS PARTICIPATED



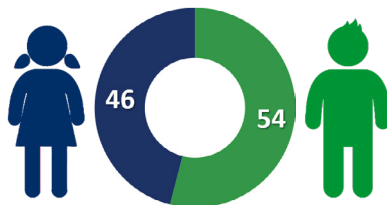
INTERSCHOOL SPORT 2010 TO 2019

470,308 PARTICIPATION OPPORTUNITIES FOR VICTORIAN STUDENTS

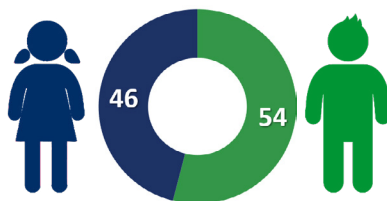


37% GROWTH IN PARTICIPATION BETWEEN 2010 TO 2019

220,820 PARTICIPATION OPPORTUNITIES FOR VICTORIAN PRIMARY STUDENTS



249,488 PARTICIPATION OPPORTUNITIES FOR VICTORIAN SECONDARY STUDENTS



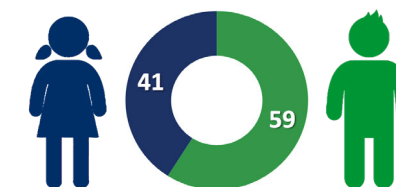
BASKETBALL HAD THE 6TH MOST PARTICIPANT OPPORTUNITIES OF ALL SSV SPORTS FROM 2010 TO 2019

Team vic 2019

1,131 TEAM VIC TRIALISTS

4 TEAMS

44 PLAYERS SELECTED



BASKETBALL ACCOUNTED FOR 19% OF ALL TRIALISTS

RESULTS



Team vic 2010 TO 2019



BASKETBALL ACCOUNTS FOR 16% OF TOTAL MEDALS WON AT SCHOOL SPORT AUSTRALIA CHAMPIONSHIPS

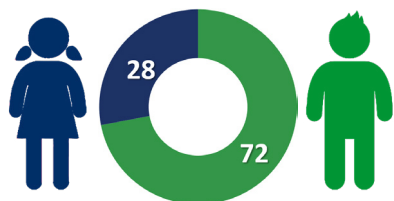
PARTNERS

TRADITIONAL, BLAST & T20 CRICKET

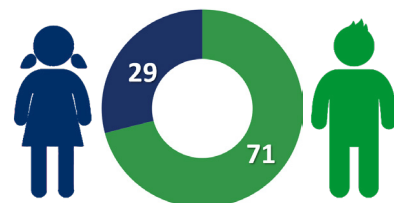
2010 TO 2019 PARTICIPATION AND PERFORMANCE

TRADITIONAL CRICKET 2010 TO 2019

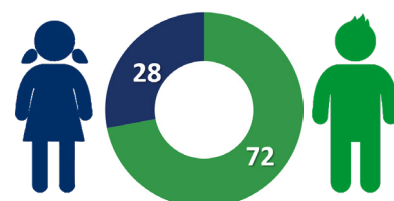
282,215 VICTORIAN STUDENTS PARTICIPATED



135,447 PRIMARY STUDENTS PARTICIPATED

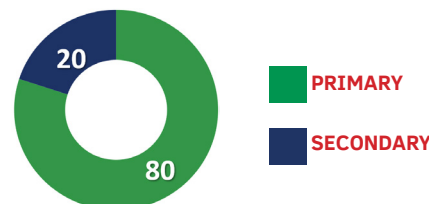


146,768 SECONDARY STUDENTS PARTICIPATED

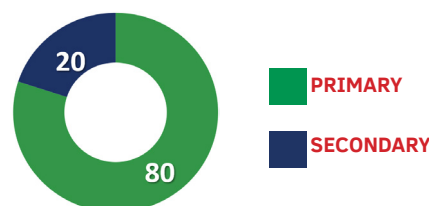


BLAST & T20 CRICKET 2010 TO 2019

57,935 PARTICIPATION OPPORTUNITIES FOR VICTORIAN STUDENTS IN 2019



501,728 PARTICIPATION OPPORTUNITIES FOR VICTORIAN STUDENTS FROM 2010 TO 2019



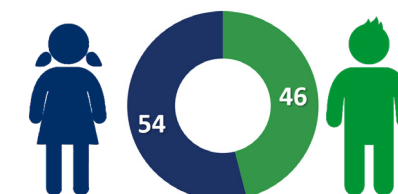
600% GROWTH IN PARTICIPATION BETWEEN 2010 TO 2019



PARTICIPATION OPPORTUNITIES IN CRICKET BLAST & T20 CRICKET INCREASED BY A MASSIVE 600% FROM 2010 TO 2019

Team vic 2019

112 TEAM VIC TRIALISTS
2 TEAMS
26 PLAYERS SELECTED



RESULTS



Team vic 2010 TO 2019



TEAM VIC CRICKET WAS ULTRA CONSISTENT IN WINNING 16 MEDALS, INCLUDING AT LEAST ONE EACH YEAR, AT THE SSA CHAMPIONSHIPS ACROSS THE DECADE.

PARTNER

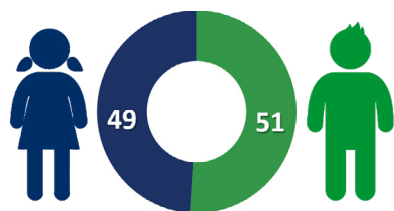
NOTES:

1. Primary is Cricket Blast for 9-13 years old; Secondary is Year 7, Year 8, Intermediate & Senior; Boys/mixed & Girls competition.
2. Year 7 & Year 8 Girls play Cricket Blast.
3. 2010 Primary Cricket Blast is based on the 2011 & 2012 average.
4. Primary Traditional Cricket no longer run by SSV from 2016.
5. Cricket team numbers increased to 15 players in 2015.
6. The two Team Vic Cricket Teams are 12 & Under Boys, and 12 & Under Girls.
7. The SSV Team Vic 15 & Under program discontinued from 2019 with Cricket Australia now overseeing this program.

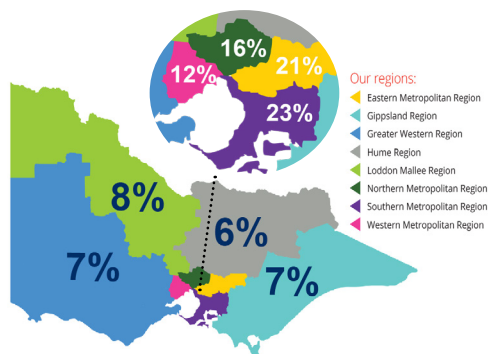
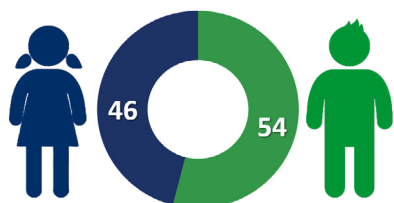
INTERSCHOOL SPORT 2019

68,739 VICTORIAN STUDENTS PARTICIPATED

56,469 PRIMARY STUDENTS PARTICIPATED



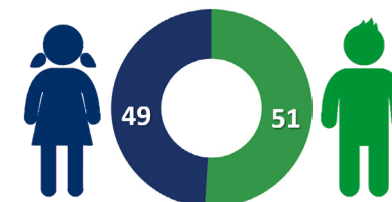
12,270 SECONDARY STUDENTS PARTICIPATED



CROSS COUNTRY HAD THE 2ND MOST PARTICIPANT OPPORTUNITIES OF ALL SSV SPORTS FROM 2010 TO 2019

INTERSCHOOL SPORT 2010 TO 2019

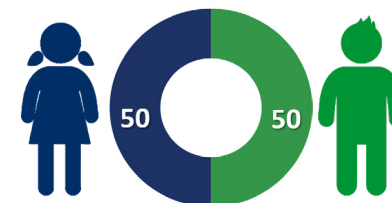
679,575 PARTICIPATION OPPORTUNITIES FOR VICTORIAN STUDENTS



9%

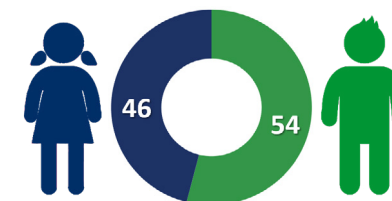
GROWTH IN PARTICIPATION BETWEEN 2010 TO 2019

566,239 PARTICIPATION OPPORTUNITIES FOR VICTORIAN PRIMARY STUDENTS



CROSS COUNTRY HAD THE 2ND MOST PARTICIPANT OPPORTUNITIES FOR PRIMARY STUDENTS OF ALL SSV SPORTS FROM 2010 TO 2019

113,336 PARTICIPATION OPPORTUNITIES FOR VICTORIAN SECONDARY STUDENTS

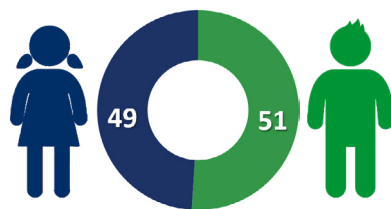


NOTES:

1. Primary is 9-13 years old; Secondary all students through to 18-20 years old; Multi-class.
2. 2010 Primary participation is based on the 2011 & 2012 average.
3. Team Vic opportunities are available to students, including Multi-class, aged 10-12 in Cross Country.
4. Team Vic medal tally not available.

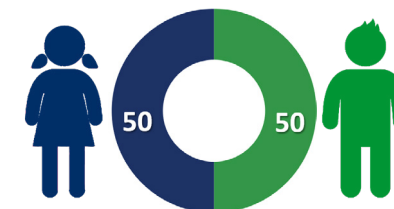
INTERSCHOOL SPORT 2019

196 VICTORIAN **SECONDARY** STUDENTS PARTICIPATED

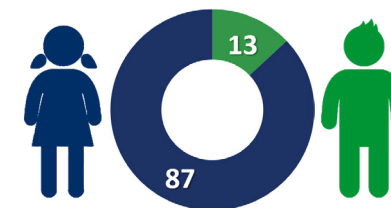


INTERSCHOOL SPORT 2010 TO 2019

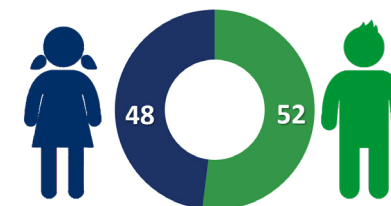
2,151 PARTICIPATION OPPORTUNITIES FOR VICTORIAN STUDENTS



92 PARTICIPATION OPPORTUNITIES FOR VICTORIAN **PRIMARY** STUDENTS



2,059 PARTICIPATION OPPORTUNITIES FOR VICTORIAN **SECONDARY** STUDENTS



THE GENDER SPLIT FOR DIVING FROM 2010 TO 2019
WAS 50% BOYS AND 50% GIRLS



THERE WAS OVER 2,100 DIVING PARTICIPATION OPPORTUNITIES IN THE LAST 10 YEARS

NOTES:

1. Primary is 9-14 years old; Secondary is 9-20 years old.
2. Offered at Primary level since 2016.
3. No Primary participant data for 2019.
4. The Team Vic Diving team is for participants aged 10-19 years old.
5. Team Vic medal tally not available.



PARTNER



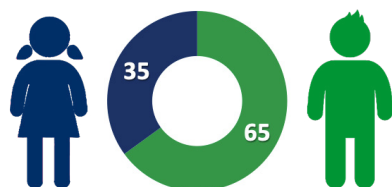
FOOTBALL (SOCCER)

2010 TO 2019 PARTICIPATION AND PERFORMANCE

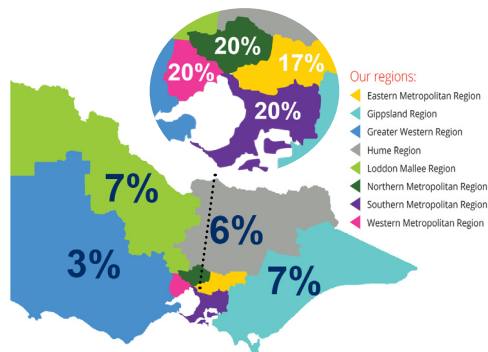
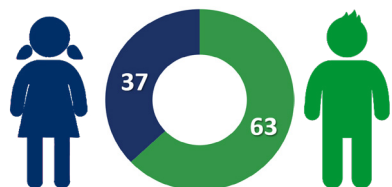
INTERSCHOOL SPORT 2019

54,400 VICTORIAN STUDENTS PARTICIPATED

30,400 PRIMARY STUDENTS PARTICIPATED

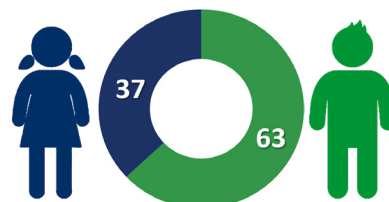


24,000 SECONDARY STUDENTS PARTICIPATED



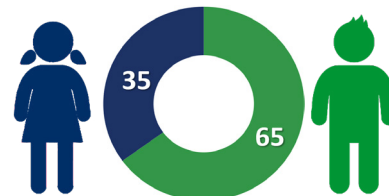
INTERSCHOOL SPORT 2010 TO 2019

491,879 PARTICIPATION OPPORTUNITIES FOR VICTORIAN STUDENTS

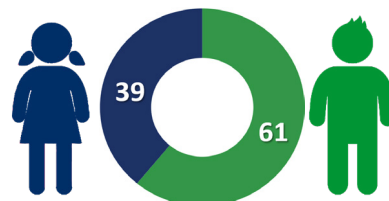


65% GROWTH IN PARTICIPATION BETWEEN 2010 TO 2019

265,035 PARTICIPATION OPPORTUNITIES FOR VICTORIAN PRIMARY STUDENTS



226,844 PARTICIPATION OPPORTUNITIES FOR VICTORIAN SECONDARY STUDENTS



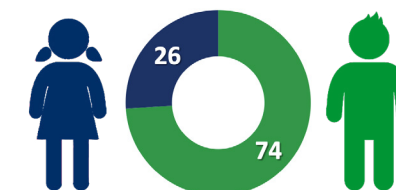
SOCCER HAD THE 2ND MOST PARTICIPANT OPPORTUNITIES FOR A TEAM SPORT & THE 4TH MOST OVERALL

Team vic 2019

732
TEAM VIC TRIALISTS

4
TEAMS

60
PLAYERS SELECTED



RESULTS



Team vic 2010 TO 2019

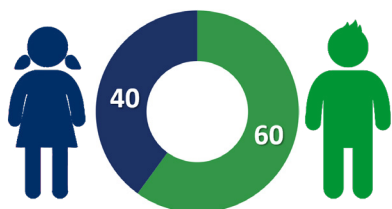


TEAM VIC FOOTBALL (SOCCER) HAS AVERAGED MORE THAN TWO SCHOOL SPORT AUSTRALIA MEDALS PER YEAR IN THE LAST 10 YEARS

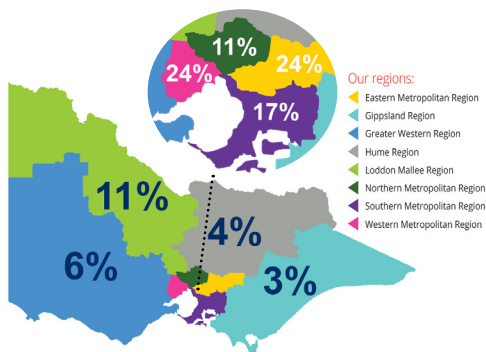
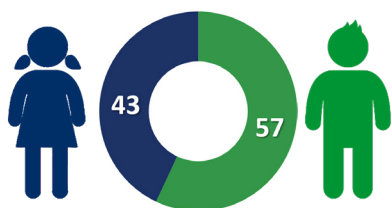
INTERSCHOOL SPORT 2019

12,500 VICTORIAN STUDENTS PARTICIPATED

4,548 PRIMARY STUDENTS PARTICIPATED

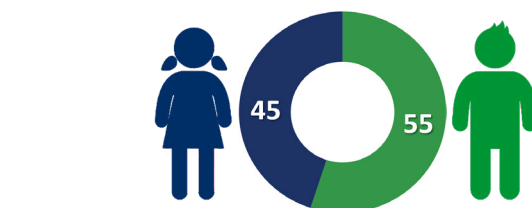


7,952 SECONDARY STUDENTS PARTICIPATED



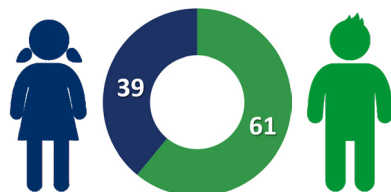
INTERSCHOOL SPORT 2010 TO 2019

124,442 PARTICIPATION OPPORTUNITIES FOR VICTORIAN STUDENTS

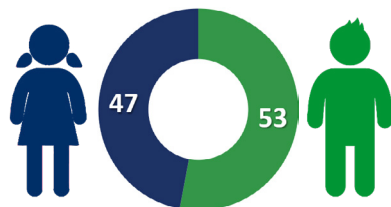


77% GROWTH IN PRIMARY PARTICIPATION BETWEEN 2010 TO 2019

30,416 PARTICIPATION OPPORTUNITIES FOR VICTORIAN PRIMARY STUDENTS



94,026 PARTICIPATION OPPORTUNITIES FOR VICTORIAN SECONDARY STUDENTS



THERE HAS BEEN A MASSIVE 77% INCREASE IN HOCKEY 7's FOR PRIMARY STUDENTS BETWEEN 2010 TO 2019

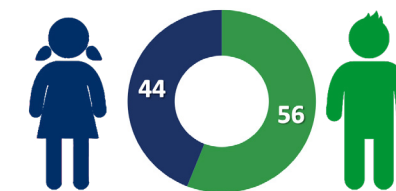


Team vic 2019

272 TEAM VIC TRIALISTS

4 TEAMS

60 PLAYERS SELECTED



RESULTS



Team vic 2010 TO 2019



THE TEAM VIC HOCKEY TEAMS HAVE AVERAGED MORE THAN TWO MEDALS PER YEAR IN THE LAST 10 YEARS WINNING 22 IN TOTAL

PARTNER



NOTES:

1. Primary is 9-13 years old in Hockey 7s; Secondary is Year 7, Year 8, Intermediate & Senior; Boys/mixed competition.

2. 2010 Primary participation is based on the 2012, 2013 & 2014 average.

3. The four Team Vic Hockey teams are 12 & Under Boys, 12 & Under Girls, 16 & Under Boys and 16 & Under Girls.

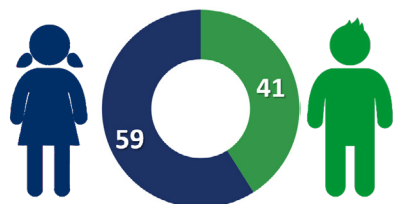
NETBALL

2010 TO 2019 PARTICIPATION AND PERFORMANCE

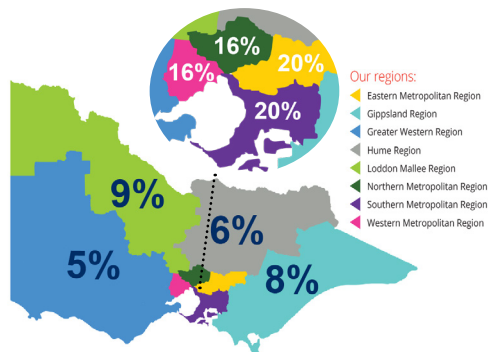
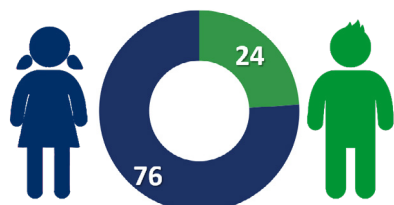
INTERSCHOOL SPORT 2019

57,156 VICTORIAN STUDENTS PARTICIPATED

29,940 PRIMARY STUDENTS PARTICIPATED

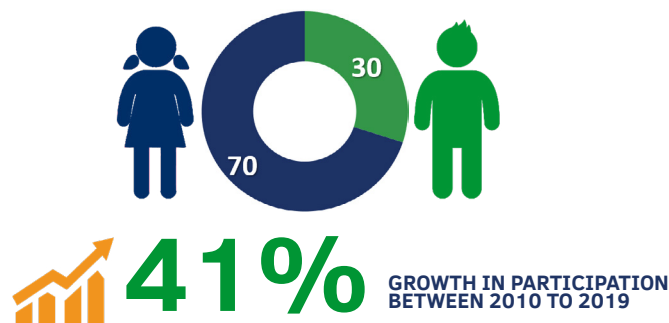


27,216 SECONDARY STUDENTS PARTICIPATED

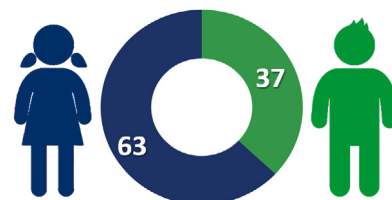


INTERSCHOOL SPORT 2010 TO 2019

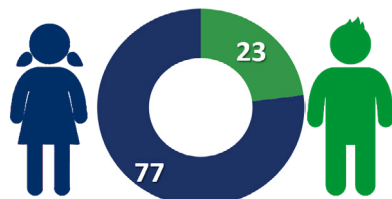
491,826 PARTICIPATION OPPORTUNITIES FOR VICTORIAN STUDENTS



261,132 PARTICIPATION OPPORTUNITIES FOR VICTORIAN PRIMARY STUDENTS



230,694 PARTICIPATION OPPORTUNITIES FOR VICTORIAN SECONDARY STUDENTS



NETBALL ACHIEVED 41% GROWTH IN PARTICIPATION OPPORTUNITIES FROM 2010 TO 2019

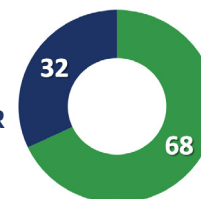
Team **vic** 2019

673
TEAM VIC TRIALISTS

2
TEAMS

24
PLAYERS SELECTED

15
YEARS & UNDER



12
YEARS & UNDER



Team **vic** 2010 TO 2019



THE TEAM VIC NETBALL TEAMS MEDALLED AT THE SCHOOL SPORT AUSTRALIA CHAMPIONSHIPS IN 9 OF 10 YEARS, WINNING AN ASTONISHING 17 MEDALS

NOTES:
1. Primary is 9-13 years old; Secondary is Junior (Boys/mixed), Year 7, Year 8, Intermediate & Senior; Boys/mixed & Girls competition.
2. 2010 Primary participation is based on the 2011 & 2012 average.
3. The two Team Vic teams are 12 & Under and 15 & Under Girls.

PLAY

VALUE

CONNECT

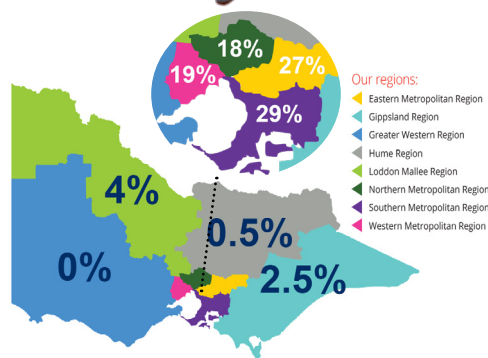
PARTNER

INTERSCHOOL SPORT 2019

16,032 VICTORIAN STUDENTS PARTICIPATED

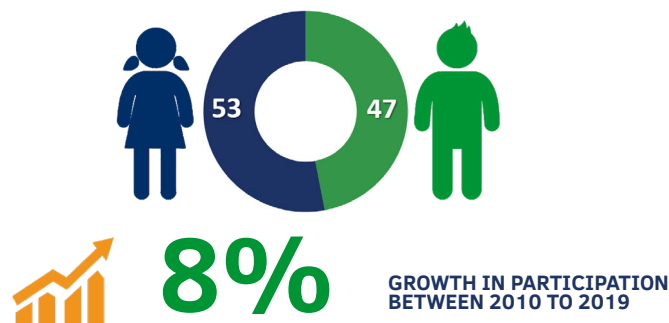
13,440 PRIMARY STUDENTS PARTICIPATED

2,592 SECONDARY STUDENTS PARTICIPATED

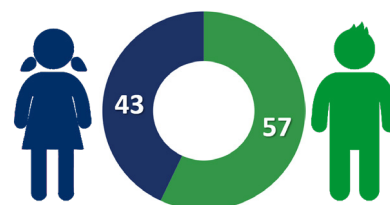


INTERSCHOOL SPORT 2010 TO 2019

166,559 PARTICIPATION OPPORTUNITIES FOR VICTORIAN STUDENTS



136,572 PARTICIPATION OPPORTUNITIES FOR VICTORIAN PRIMARY STUDENTS



30,087 PARTICIPATION OPPORTUNITIES FOR VICTORIAN SECONDARY STUDENTS

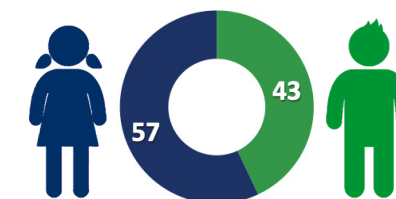


Team vic 2019

83 TEAM VIC TRIALISTS

4 TEAMS

60 PLAYERS SELECTED



Team vic 2010 TO 2019



THE TEAM VIC SOFTBALL PROGRAM WON 15 SSA CHAMPIONSHIP BRONZE MEDALS FROM 2010 TO 2019

PARTNER



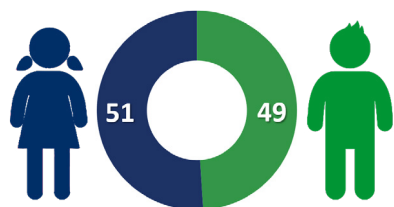
NOTES:

1. Primary is 9-13 years old incl. Boys/mixed & Girls competition; Secondary is Year 7, Year 8, Intermediate & Senior for Girls.
2. Fully Loaded Softball will be introduced from 2020.
3. 2010 Primary participation is based on the 2011 & 2012 average.
4. The four Team Vic Softball Teams are 12 & Under Boys, 12 & Under Girls, 17 & Under Boys, and 17 & Under Girls.

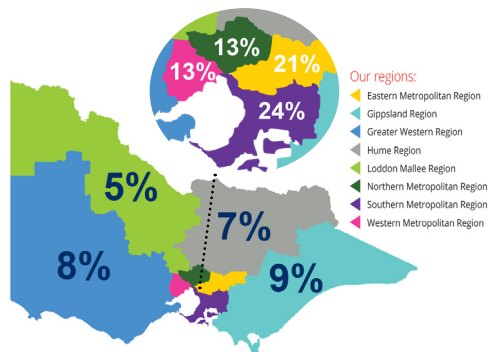
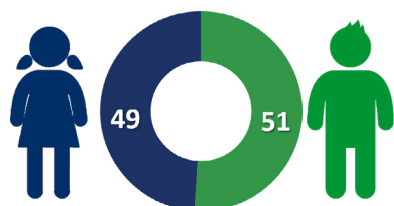
INTERSCHOOL SPORT 2019

37,671 VICTORIAN STUDENTS PARTICIPATED

27,346 PRIMARY STUDENTS PARTICIPATED



10,325 SECONDARY STUDENTS PARTICIPATED



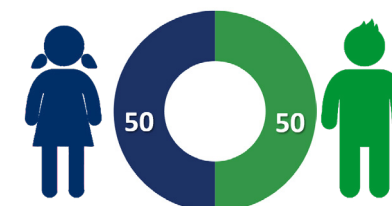
PARTICIPATION OPPORTUNITIES IN SWIMMING FOR
PRIMARY STUDENTS INCREASED BY 52%
FROM 2010 TO 2019



THE GENDER SPLIT WAS EQUAL WITH 50% BOYS AND
50% GIRLS

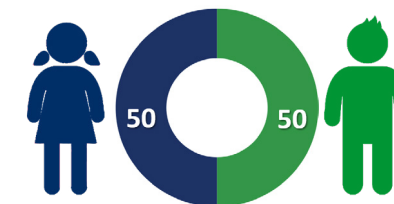
INTERSCHOOL SPORT 2010 TO 2019

367,845 PARTICIPATION OPPORTUNITIES FOR
VICTORIAN STUDENTS

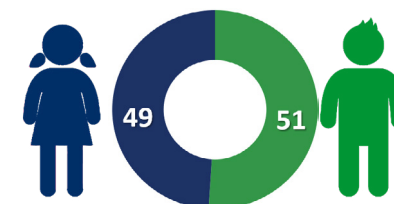


35% GROWTH IN PARTICIPATION
BETWEEN 2010 TO 2019

269,911 PARTICIPATION OPPORTUNITIES FOR
VICTORIAN PRIMARY STUDENTS



97,934 PARTICIPATION OPPORTUNITIES FOR
VICTORIAN SECONDARY STUDENTS



NOTES:

1. Primary is 9-13 years old; Secondary all students through to 20 years old; Multi-class.
2. 2010 Primary based on 90% of the 2011 participant data.
3. Team Vic opportunities are available to students, including Multi-class, aged 10-19 in Swimming.
4. Team Vic medal tally not available.

PLAY

VALUE

CONNECT

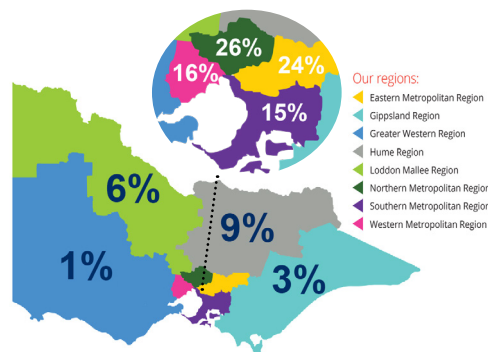
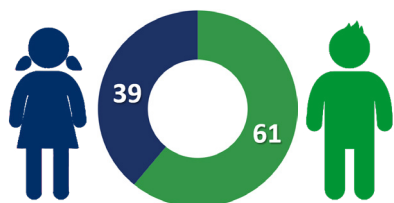
PARTNER



INTERSCHOOL SPORT 2019

8,005

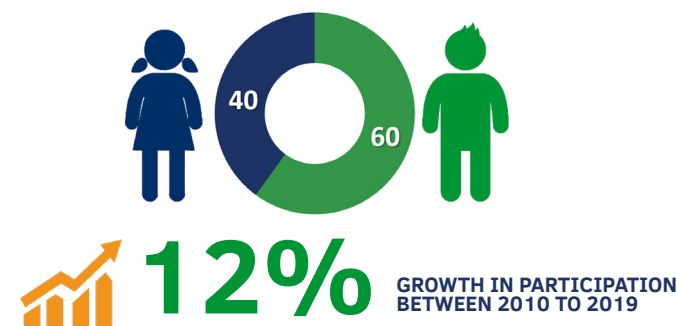
VICTORIAN **SECONDARY** STUDENTS PARTICIPATED



**TABLE TENNIS PARTICIPATION OPPORTUNITIES
INCREASED BY 12% ACROSS THE DECADE**

INTERSCHOOL SPORT 2010 TO 2019

71,168 PARTICIPATION OPPORTUNITIES FOR
VICTORIAN **SECONDARY** STUDENTS



**THE 8005 PARTICIPATION OPPORTUNITIES IN 2019
WAS THE MOST OF ANY YEAR ACROSS THE DECADE**

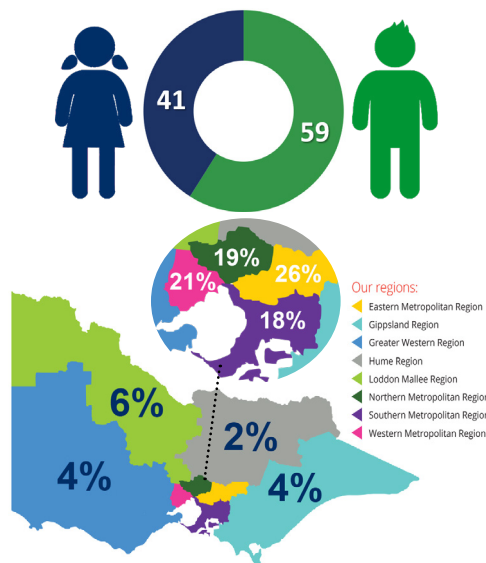
PARTNER

TENNIS AND TENNIS HOT SHOTS

2010 TO 2019 PARTICIPATION AND PERFORMANCE

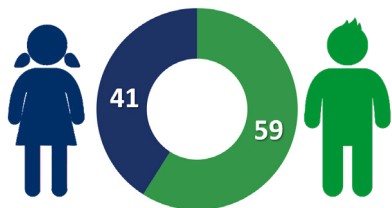
INTERSCHOOL SPORT HOT SHOTS 2019

12,460 VICTORIAN **PRIMARY** STUDENTS PARTICIPATED



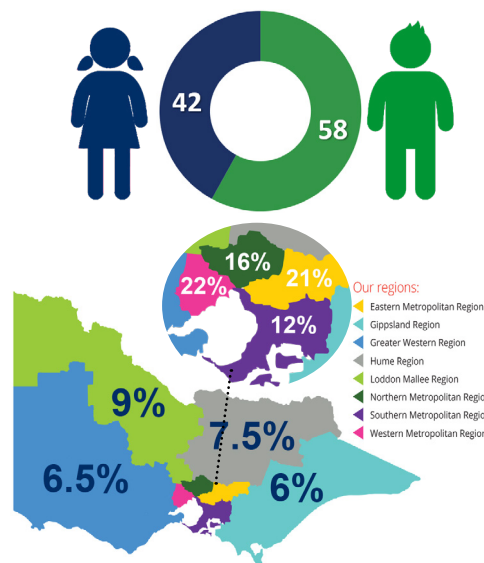
HOT SHOTS 2015 TO 2019

46,090 VICTORIAN **PRIMARY** STUDENTS PARTICIPATED



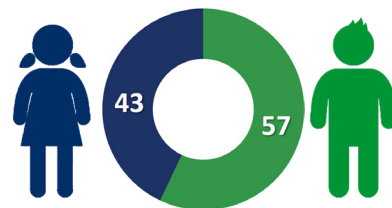
INTERSCHOOL SPORT TENNIS 2019

13,333 PARTICIPATION OPPORTUNITIES FOR VICTORIAN STUDENTS



TENNIS 2010 TO 2019

153,181 PARTICIPATION OPPORTUNITIES FOR VICTORIAN STUDENTS



47,749
VICTORIAN **PRIMARY** STUDENTS

105,432
VICTORIAN **SECONDARY** STUDENTS

Team **vic**

TENNIS 2019

130
TEAM VIC TRIALISTS

2
TEAMS

30
PLAYERS SELECTED



Team **vic**

2010 TO 2019



**TEAM VIC TENNIS MEDALLED IN 9 YEARS,
WINNING 13 SSA CHAMPIONSHIP MEDALS
ACROSS THE DECADE.**

NOTES:

1. Hot Shots was introduced at Primary level in 2015 & is for Grades 5&6; Boys/mixed & Girls competition.
2. Tennis Primary is 9-13 years old individual Boys & Girls; Secondary is Year 7, Year 8, Intermediate & Senior individual & teams Boys/mixed & Girls competition.
3. 2010 Primary participation is based on 90% of the 2011 participation data.
4. 2012 Primary participation is based on the 2011 & 2013 average.
5. Team Vic Tennis Teams are selected to participate in one of 2 Cups: (1) Bruce Cup for 12 & Under, and (2) The Pizzey Cup for 18 & Under.

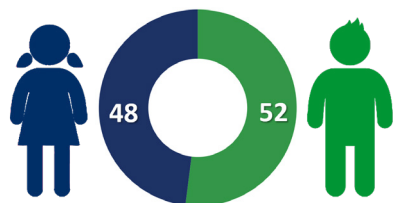
TRACK AND FIELD

2010 TO 2019 PARTICIPATION AND PERFORMANCE

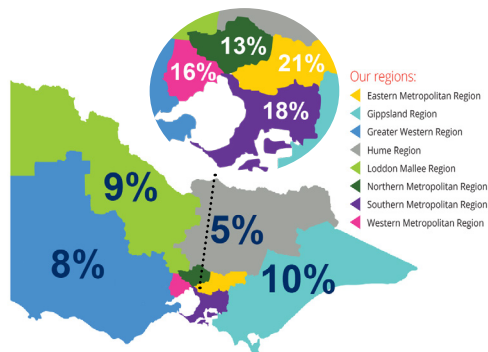
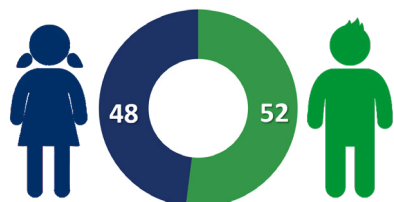
INTERSCHOOL SPORT 2019

92,758 VICTORIAN STUDENTS PARTICIPATED

72,581 PRIMARY STUDENTS PARTICIPATED

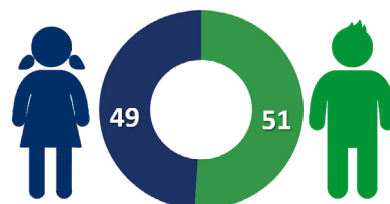


20,177 SECONDARY STUDENTS PARTICIPATED



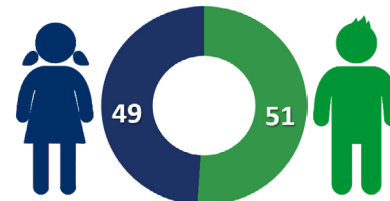
INTERSCHOOL SPORT 2010 TO 2019

876,152 PARTICIPATION OPPORTUNITIES FOR VICTORIAN STUDENTS

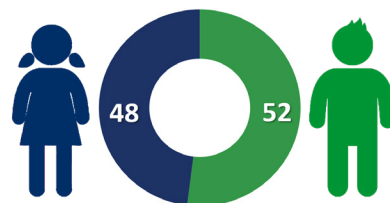


23% GROWTH IN PARTICIPATION BETWEEN 2010 TO 2019

697,766 PARTICIPATION OPPORTUNITIES FOR VICTORIAN PRIMARY STUDENTS



178,386 PARTICIPATION OPPORTUNITIES FOR VICTORIAN SECONDARY STUDENTS



TRACK AND FIELD HAD AN INCREDIBLE 876K PARTICIPANT OPPORTUNITIES WHICH IS COMFORTABLY THE MOST OF ANY SSV SPORT!

Team **vic** 2019

RESULTS



Team **vic** 2016 TO 2019



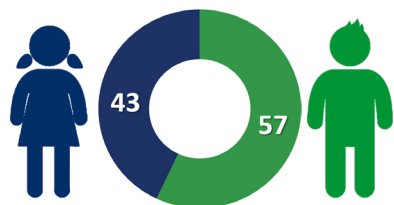
THE TEAM VIC TRACK AND FIELD TEAM WON AN INCREDIBLE 267 SSA CHAMPIONSHIP MEDALS FROM 2016 TO 2019

NOTES:
1. Primary is 9-13 years old; Secondary all students through to 20 years old; Multi-class.
2. 2010 Primary participation is based on 95% of the 2011 participant data.
3. Team Vic opportunities are available to students, including Multi-class, aged 10-12 in Track and Field.
4. Team Vic medal tally is for 2016 - 2019 only.

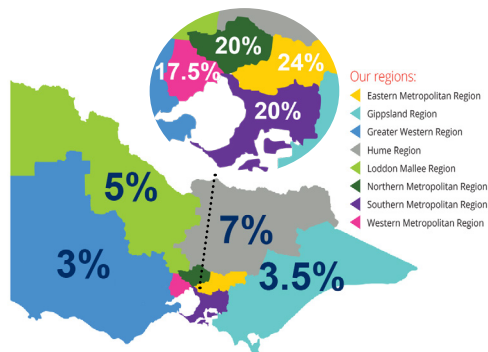
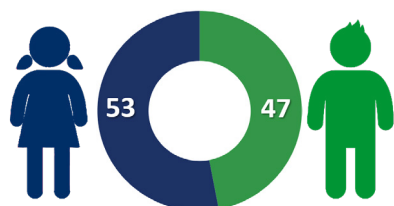
INTERSCHOOL SPORT 2019

36,680 VICTORIAN STUDENTS PARTICIPATED

12,860 PRIMARY STUDENTS PARTICIPATED



23,820 SECONDARY STUDENTS PARTICIPATED

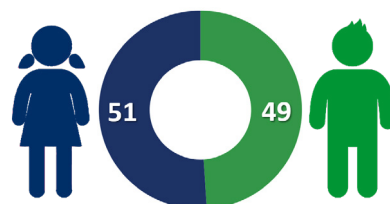


NOTES:

1. Primary is 9-13 years old; Secondary is Year 7, Year 8, Intermediate & Senior; Boys/ mixed & Girls competition.
2. 2010 Primary participation is based on the 2011 & 2012 average.
3. The two Team Vic Volleyball Teams are 15 & Under Boys, and 15 & Under Girls.

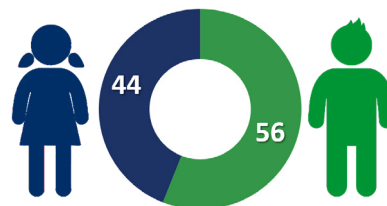
INTERSCHOOL SPORT 2010 TO 2019

301,165 PARTICIPATION OPPORTUNITIES FOR VICTORIAN STUDENTS

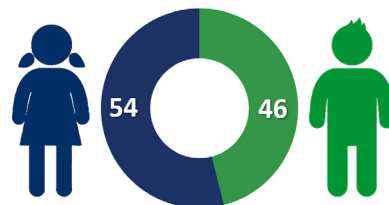


42% GROWTH IN PARTICIPATION BETWEEN 2010 TO 2019

103,235 PARTICIPATION OPPORTUNITIES FOR VICTORIAN PRIMARY STUDENTS



197,930 PARTICIPATION OPPORTUNITIES FOR VICTORIAN SECONDARY STUDENTS



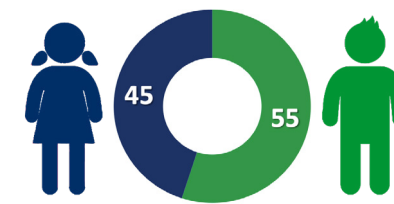
PARTICIPATION OPPORTUNITIES INCREASED IN PRIMARY BY 55% AND SECONDARY BY 36% IN THE LAST 10 YEARS.

Team vic 2019

94 TEAM VIC TRIALISTS

2 TEAMS

24 PLAYERS SELECTED



Team vic 2010 TO 2019

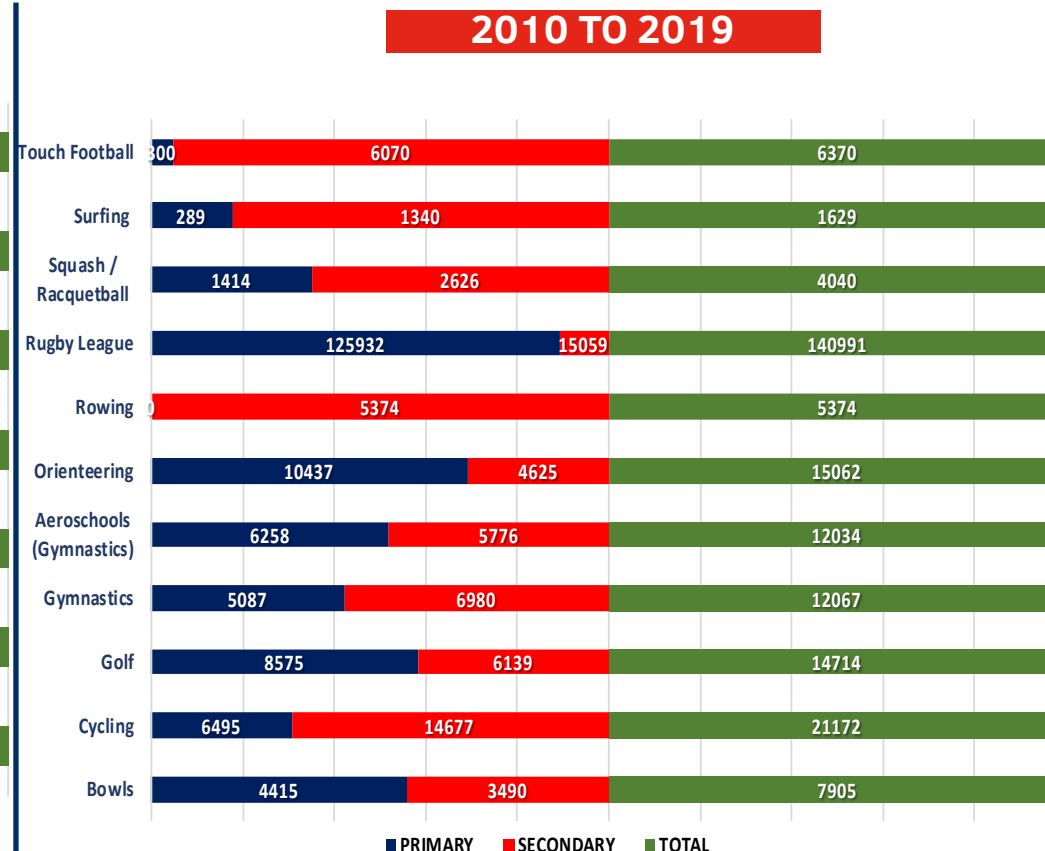
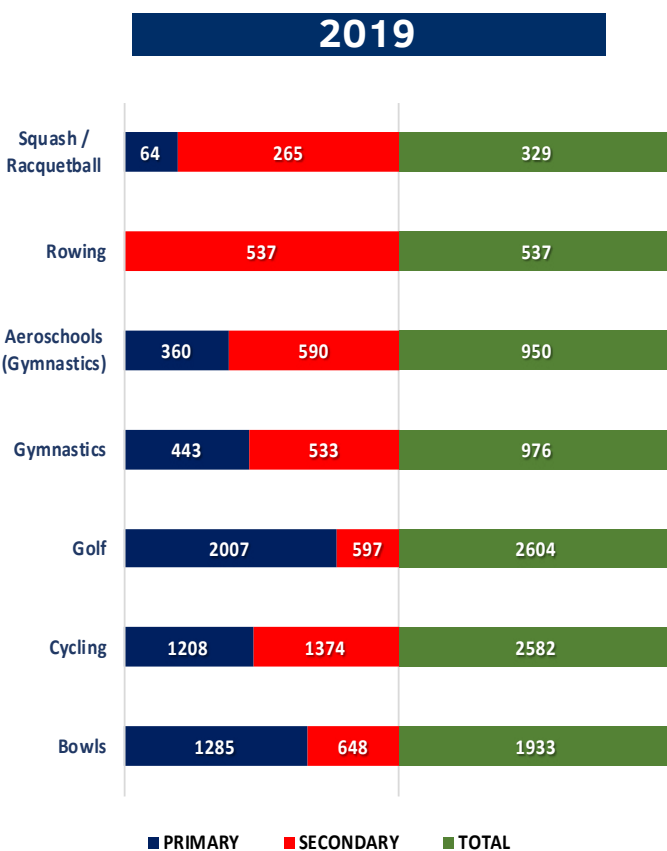


TEAM VIC VOLLEYBALL WAS CONSISTENT, WINNING 14 SSA CHAMPIONSHIP MEDALS IN THE LAST 10 YEARS.

PARTNER

SPORTS DELIVERED BY STATE SPORTING ORGANISATIONS

2010 TO 2019 PARTICIPATION AND PERFORMANCE



Team **vic**

2010 TO 2019

GOLF



RUGBY LEAGUE



THESE SPORTS COMBINED TO PROVIDE 9,911 PARTICIPATION OPPORTUNITIES IN 2019

169,200 PARTICIPATION OPPORTUNITIES FOR PRIMARY STUDENTS;

72,157 PARTICIPATION OPPORTUNITIES FOR SECONDARY STUDENTS; &

241,357 PARTICIPATION OPPORTUNITIES FOR VICTORIAN STUDENTS

NOTES:

1. There is a range of different age groups for these sports at both Primary & Secondary.
2. Rowing is only offered at Secondary level.
3. Aeroschools is an Aerobic Gymnastics participation program.
4. No 2018 participation data for Rugby League.
5. No 2019 participation data for Orienteering, Rugby League, Surfing or Touch Football.
6. Team Vic medal tally not available for Bowls & Touch Football.

PARTNERS



BOWLS
VICTORIA



ORIENTEERING
VICTORIA



SCHOOL SPORT VICTORIA

SPORT PARTNERS



Education
and Training

21



SCHOOL SPORT VICTORIA

STAY CONNECTED



Education
and Training



www.ssv.vic.edu.au



@SchoolSportVic



@SchoolSportVic



@SchoolSportVic



@SchoolSportVic



@SchoolSportVic